


**AIMS, POLICY, RULES & ORGANISATION
OF
THE BHARAT SCOUTS & GUIDES, INDIA**

Part III - Guide Wing

**The latest amendments have been unanimously
approved in the 64th meeting of the National
Council held on 30th November, 2014
at the Bharat Scouts & Guides,
National Headquarters, New Delhi.**



**THE BHARAT SCOUTS & GUIDES
NATIONAL HEADQUARTERS**

Lakshmi Mazumdar Bhawan
16, Mahatma Gandhi Marg, I.P. Estate,
New Delhi-110002

Tel. No. 011-23370724, 23378667 Fax. 0091-11-23370126
E-mail : info@bsgindia.org | website : www.bsgindia.org

The words and sentences printed in “**bold letters**” are the **amendments** unanimously approved in the 64th meeting of the National Council held on 30th November, 2014 at the Bharat Scouts & Guides, National Headquarters, New Delhi.

© **The Bharat Scouts & Guides**

All Rights Reserved

Printed : 14th April, 2015
10000 copies

Published by : Director, **The Bharat Scouts & Guides**,
National Headquarters,
Lakshmi Mazumdar Bhawan,
16, M.G. Marg, I.P. Estate,
New Delhi-110002

Price : Rs. 95/-

Printed by : **Deeya Media Art**, D-41/A, Laxmi Nagar,
Delhi-110092 Ph. : 09312550335, 09211656230
Email : infodma07@gmail.com

FOREWORD



The Scout Guide Movement is basically the Youth Movement. The programmes have, therefore, been designed with amendments for the all round development of the personality of the youth up to the age of twenty five. This was also the dream and foresight of Lord Baden Powell, the founding father of the Movement. With this in view wide consultations were carried out and based on the collective wisdom, amendments to the Boy/Girl

Programme contained in this book have been brought about.

In order to achieve whatever has been said in the foregoing para, suggestions were invited by me as National Commissioner vide my letter dated 17th December, 2013 from the following working in various corners of the Country.

1. Members of the National Council.
2. Members of the National Training Team i. e. all LTs and ALTs.
3. Participants of State Level Executives Meet held at National Headquarters, New Delhi from 26th to 28th February, 2014.
4. Members participated in the APR Strategic Workshop held at the National Headquarters, New Delhi from 4th to 8th March, 2014.
5. Participants of SANDHAN held at National Training Centre, Pachmarhi, Madhya Pradesh from 7th to 11th May, 2014.

There were as many as six to seven hundred suggestions received from all the above mentioned volunteers, professionals and youths. These suggestions were scrutinized for amendments to be taken before various Committees of the Bharat Scouts & Guides.

A Special Study group of veteran leaders and professionals of different State Associations to sharpen the recommendations on Boy/Girl Programme was constituted and the same met in Bengaluru from 26th June to 30th June, 2014.

A group of NHQ Professionals headed by me as the National Commissioner further thoroughly examined and discussed the necessity and feasibility of the proposed amendments to Rules, APRO Part-I, II, III and SOT (S)/(G). This continued for not less than 9 days from 21st July to 29th July, 2014 spread over approximately 150 clock hours.

The amendments so refined were taken to Rules Committee held on 28th August, 2014, National Executive Committee on 29th August, 2014 and finally National Council held on 30th November, 2014 which unanimously approved all the proposed amendments.

The amendments unanimously approved by the National Council as stated above will help all the members to see the qualitative and quantitative growth in our Boy/Girl Programme. The duration between the stages in the advancement of all the sections of both wings will help our youths to acquire life skills and develop their personality imbibing human values very fast. This will also help them to reach the highest peak of their achievements in the Movement in their respective age groups. The number of choices given in acquiring various skill badges will not only accelerate the interest of boys and girls but will also make them reach /spread this movement to larger section of the society. All concerned will be extremely happy to note that Forms and Procedures have been simplified to the greatest extent possible.

The amendments brought about, I am sure, will definitely help the movement to grow both qualitatively and quantitatively.

“Scouting is a game and it has to be necessarily enjoyable.

Since an utmost care has been taken to make the entire movement flexible and enjoyable doing away with rigidity and the monotony, I am sure the youth of all the age groups in the Movement will try to derive greatest amount of pleasure by participating in various activities.

All the amendments are in consonance with the aims and objectives expressed in the VISION 2024 of the Bharat Scouts & Guides which will help us to achieve the strategic priorities contained in the VISION 2024.

These amendments are the product of collective wisdom of the Volunteers, Professionals and Youths.

The professionals of the Bharat Scouts & Guides along with me continuously did the most challenging, important and tiresome work of proof reading of this book along with other five books from 17th to 27th March, 2015 repeatedly for about 165 clock hours to ensure correctness and quality of the contents of books.

I have no words to express my thanks and appreciation for them for their day and night hard work for the completion of this book with utmost sincerity and dedication.

I, therefore, feel extremely happy to present this book with number of long awaited desirable amendments to Boy Girl Programme.

I wish everyone an enjoyable Scouting/Guiding and strict implementation of Rules in right spirit.

With best wishes,

NHQ, New Delhi
14th April, 2015



B.I Nagarale, IAS (Retd.)
Chief National Commissioner

PART III - GUIDE WING

CONTENTS

CHAPTER-SECTION		PAGE
CHAPTER-I, BULBUL SECTION		1-18
14 Programme Ideals		
1. Bulbul, 2. Bulbul Flock, 3. The Flock Leader and the Assistant Flock Leader. 4. Qualifications for the Flock Leader and the Assistant Flock Leader. 5. Uniform for the Flock Leader and the Assistant Flock Leader. 6. The Six System, Senior Sixer, Sixer, Second, 7. Pow Wow,	8. The Bulbul, Pravesh Requirements, 9. Bulbul Uniform, 10. Scheme For Advancement of a Bulbul, 11. Test for Komal Pankh, 12. Test for Rajat Pankh. 13. Test for Swarna Pankh, 14. Test for Heerak Pankh, 15. Bulbul Proficiency Badges, 16. Golden Arrow Badge. 17. Camps for Bulbuls.	
CHAPTER II-GUIDE SECTION		19-52
14 Programme Ideals		
1. Guide, 2. Guide Company 3. The Guide Captain and the Assistant Guide Captain. 4. Qualifications for the Guide Captain and the Assistant Guide Captain, 5. Uniform for the Guide Captain and The Assistant Guide Captain, 6. Uniform for the Sea Guide Captain and Assistant Sea Guide Captain, 7. Uniform for the Air Guide Captain and Assistant Air Guide Captain.	8. The Patrol System, Company Leader, Asstt. Company Leader, Patrol Leader, Second. Court of Honour, Patrol-in-Council, 9. The Guide, Pravesh Requirements, 10. Guide Uniform, 11. Uniform for Sea Guide, 12. Uniform for Air Guide. 13. Scheme for Advancement of a Guide, Efficiency Cords 14. Tests for Pratham Sopan, 15. Test for Dwitiya Sopan, 16. Test for Tiritiya Sopan, 17. Test for Rajya Puraskar, 18. Rashtrapati Guide Award. 19. Guide Proficiency Badges, 20. Hikes, Treks and Camps for Guides.	

CHAPTER III-RANGER SECTION		53-78
14 Programme Ideals		
1. Ranger.	10. Ranger Mate.	
2. Ranger Team.	11. Second.	
3. The Ranger Leader and the Assistant Ranger Leader.	12. Team Council.	
4. Qualifications for the Ranger Leader and the Assistant Ranger Leader.	13. The Ranger.	
5. Uniform for the Ranger Leader and the Assistant Ranger Leader.	14. Ranger Aspirant.	
6. Uniform for Sea Ranger Leader and Assistant Sea Ranger Leader.	15. Test for Pravesh.	
7. Uniform for Air Ranger Leader and Assistant Air Ranger Leader.	16. Uniform for the Ranger, Sea Ranger, and Air Ranger.	
8. Patrol System.	17. Scheme for Advancement of a Ranger.	
9. Senior Ranger Mate.	18. Efficiency Cords.	
	19. Tests for Nipun Badge.	
	20. Rajya Puraskar Ranger.	
	21. Rashtrapati Ranger Award.	
	22. Ranger Proficiency Badges.	
	23. Ranger-in-service.	
	24. Hikes. Treks and Camps for Rangers.	
CHAPTER IV		
Special Branches		79-84
A Extension Guiding		
B Sea Guiding Branch		
C Air Guiding Branch		
D Venture Club of BS&G		
Bunny Scheme		85-88
APPENDICES		
(A) Bulbul Proficiency Badges		89-99
(B) Guide Proficiency Badges		99-157
(C) Ranger Proficiency Badges		158-169
(D) Regional Interest Badge		170-174
Diagrams of Left Sleeve		175
Diagrams of Right Sleeve		176
Diagram of Sash		177-178
Note : The syllabus of the new Proficiency Badges introduced in the Bulbul Section, Guide Section and Ranger Section are published separately.		
<i>- Publisher</i>		



The Bharat Scouts and Guides

National Headquarters - Regional Map



Details of the states in the BSG Regions

Northern Region

- | | | |
|-------------------------------|--------------------------|----------------------------------|
| 1. Chandigarh - U.T | 2. Delhi | 3. Haryana |
| 4. Himachal Pradesh | 5. Jammu & Kashmir | 6. Kendriya Vidyalyaya Sangathan |
| 7. Navodaya Vidyalyaya Samiti | 8. North Eastern Railway | 9. Northern Railway |
| 10. Punjab | 11. Uttar Pradesh | 12. Uttarakhand |

North East Region

- | | | |
|---------------------------|------------|-------------|
| 1. Arunachal Pradesh | 2. Assam | 3. Manipur |
| 4. Meghalaya | 5. Mizoram | 6. Nagaland |
| 7. North Frontier Railway | 8. Sikkim | 9. Tripura |

Eastern Region

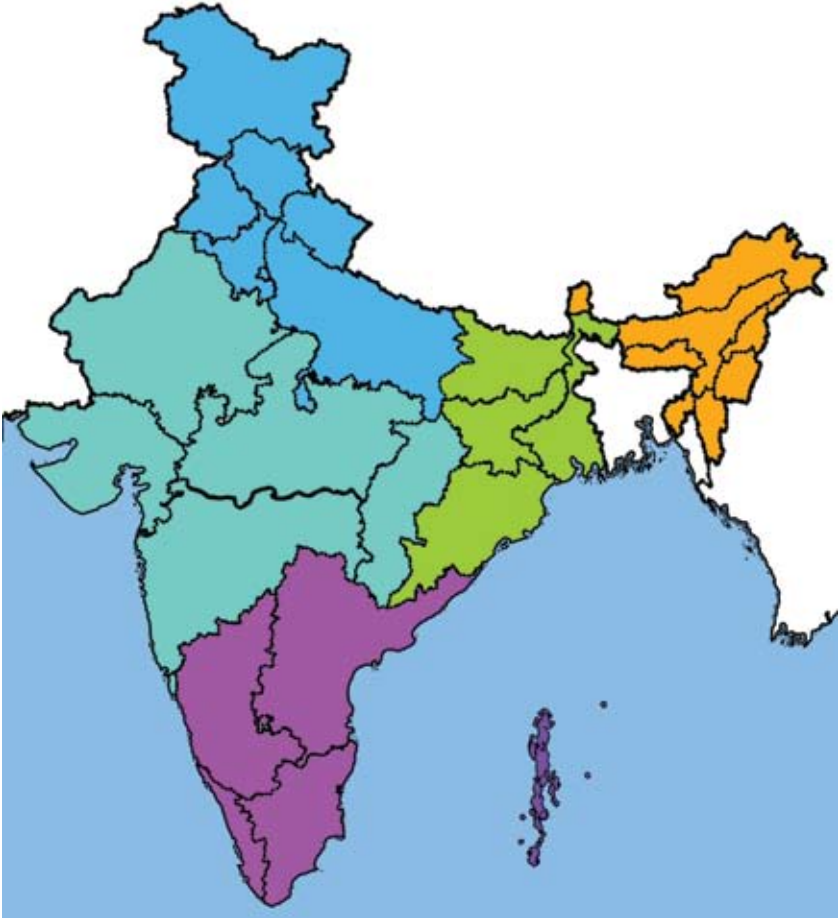
- | | | |
|-----------|--------------------------|----------------|
| 1. Bihar | 2. Eastern Railway | 3. Jharkhand |
| 4. Odisha | 5. South Eastern Railway | 6. West Bengal |

Western Region

- | | | |
|--------------------|--------------------|----------------|
| 1. Central Railway | 2. Chhattisgarh | 3. Goa |
| 4. Gujarat | 5. Madhya Pradesh | 6. Maharashtra |
| 7. Rajasthan | 8. Western Railway | |

Southern Region

- | | | |
|-----------------------------|-------------------|--------------------------|
| 1. Andaman & Nicobar Island | 2. Andhra Pradesh | 3. Karnataka |
| 4. Kerala | 5. Pondicherry | 6. South Central Railway |
| 7. Southern Railway | 8. Tamilnadu | |



World Association of Girl Guides and Girl Scouts (WAGGGS)

WAGGGS - Central Office
World Bureau,
Olave Centre,
12c Lyndhurst Road,
London NW3 5PQ, England

WAGGGS WORLD MAP



Our Regions

Western Hemisphere at London

Asia Pacific at London

Africa at London

Arab at London

Europe at Brussels, Belgium

Our World Centres

Our Chalet : Switzerland

Our Cabana : Morelos, Mexico

Pax Lodge : London

Sangam : Pune, India

WAGGGS with 10 million* members with
146 countries across the world.

GOVERNANCE

The World Association of
Girl Guides and Girl Scouts
(WAGGGS)



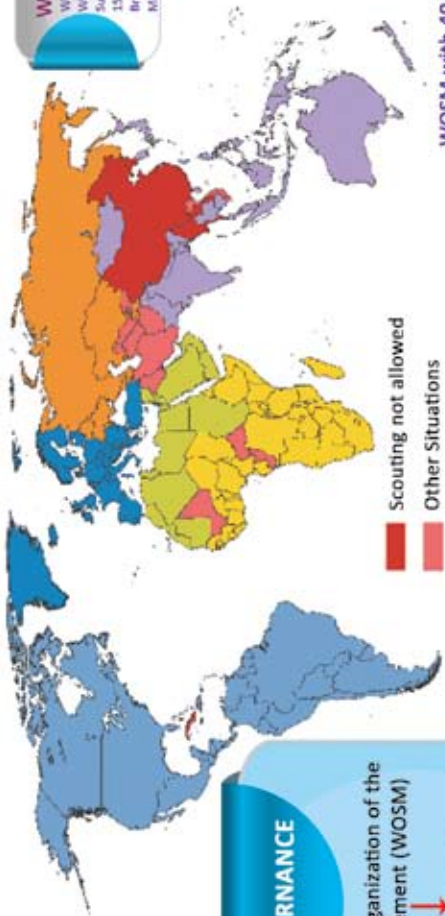
The World Guide Conference



The World Board
(12 Elected members)

World Organization of the Scout Movement (WOSM)

WOSM - Central Office
 World Scout Bureau - Kuala Lumpur Office
 World Organization of the Scout Movement
 Suite 3, Level 17, Menara Sentral Vista
 150 Jalan Sultan Abdul Samad
 Brickfields, 50470 Kuala Lumpur
 Malaysia

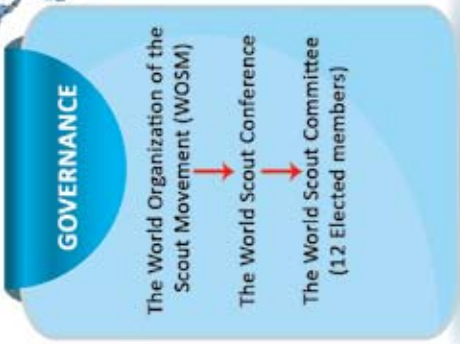


- Scouting not allowed
- Other Situations

WOSM with 40 million* members from 162 countries across the world.


6 Regions around the world

- Africa Regional office at Nairobi, Kenya
- Arab Regional office at Cairo, Egypt
- Asia-Pacific Regional office at Manila, Philippines
- Eurasia Regional office at Kiev, Ukraine
- Europe Regional office at Geneva, Switzerland & Brussels, Belgium
- Interamerica Regional office at City of Panama, Republic of Panama



*Source: scout.org

Scouting and Guiding at a glance in India



Bunny Law

I shall try to be good Boy/Girl.



Cub Promise

I promise to do my best to do my duty to "God and my country, to keep the Cub law and to do Good Turn everyday.

Bulbul Promise

I promise to do my best to do my duty to "God and my country, to keep the Bulbul law and to do Good Turn everyday.

Cub / Bulbul Law

1. The Cub / Bulbul is obedient.
2. The Cub / Bulbul is clean and polite.



Scout Promise

On my honour, I promise that I will do my best to do my duty to "God and my country, to help other people and to obey the Scout law.


Guide Promise

On my honour, I promise that I will do my best to do my duty to "God and my country, to help other people and to obey the Guide law.

***Note:** The word 'Dharma', may be substituted for the word 'God' if so desired.

Scout / Guide Law

1. A Scout / Guide is trustworthy.
2. A Scout / Guide is loyal.
3. A Scout / Guide is a friend to all and a brother / sister to every other Scout / Guide.
4. A Scout / Guide is courteous.
5. A Scout / Guide is a friend to animals and loves nature.
6. A Scout / Guide is disciplined and helps protect public property.
7. A Scout / Guide is courageous.
8. A Scout / Guide is thrifty.
9. A Scout / Guide is pure in thought, word and deed.



Motto Service

Age 15-25 Years

Rovers/Rangers

Age 10-17 Years

Motto Be Prepared

Scouts/Guides

AIMS, POLICY, RULES AND ORGANISATION

PART III - GUIDE WING

CHAPTER I

BULBUL SECTION

14 Programme Ideals

By the time a girl completes the full course of the Bulbul Programme, she will be able to

1. develop habits which lead to good character
2. put in efforts of learning directed towards good citizenship
3. learn practical Bulbul skills essential to become a good Guide and a good girl in general
4. undertake activities which contribute to her all round development
5. do a daily Good turn.
6. develop fascination for beauties of nature & awareness of God/Dharma.
7. express herself in creative skills
8. collect things of her interest & preserve them properly.
9. develop a sense of respect for elders, love for youngsters in the family & neighborhood and find ways of such expressions with a spirit of cooperation
10. satisfy her need for adventure
11. inculcate a feeling of appreciation for family traditions, be of religious, social or ancestral character and make attempts to follow them
12. understand the need of conserving Nature/Environment and public properties
13. obey elders and follow their advice even in their absence
14. know about her state, people and culture.

1. **Bulbul :**

A girl who is a citizen of India and who has completed five years but not ten years of age, is eligible to become a Bulbul provided she subscribes to the Bulbul Promise and Bulbul Law and become a member of a Bulbul Flock.

2. **Bulbul Flock :**

- (i) A Bulbul Flock shall consist of not less than 12 but not more than 24 Bulbuls.
- (ii) A Bulbul Flock shall be a unit of Group of Bulbul Flock, Guide Company and Ranger Team, provided, however, where there is no such group, a Bulbul Flock shall be treated as a Group.
- (iii) Every Bulbul Flock shall be registered.
- (iv) Every Bulbul Flock shall have a name.

Where the Bulbul Flock is a unit of Group, it shall bear the name of the Group. The Group may be named after the locality, an institution or any **great Personalities (Female)** of India; every Group shall also have a serial number assigned by the Local or the District Association, as the case may be.

3. **The Flock Leader and the Assistant Flock Leader:**

- (i) There shall be a Flock Leader for each Bulbul Flock; there may be one or more Assistant Flock Leaders for a Bulbul Flock.
- (ii) The Flock Leader and the Assistant Flock Leader shall function subject to the general supervision of the Group Leader where there is a Group the Flock Leader shall be responsible for the management of the affairs of the Flock. The Assistant Flock Leader shall assist the Flock Leader.
- (iii) The Flock Leader and the Assistant Flock Leader shall be appointed by the State Chief Commissioner in consultation with the concerned State Commissioner on the recommendation of the Local or the District Association, as the case may be, and the concerned District Commissioner.
- (iv) On Appointment, the Flock Leader and the Assistant Flock Leader shall be issued each with a Warrant.

4. **Qualification for the Flock Leader and the Assistant Flock Leader:**

- (i) Only women are eligible to be appointed as Flock Leaders and Assistant Flock Leaders.
- (ii) A person who has completed 18 years of age is eligible for appointment as a Flock Leader or an Assistant Flock Leader.
- (iii) She must **possess matriculation or an equivalent certificate**, provided however, in exceptional cases exemption from educational qualification may be granted by the State Chief Commissioner on the recommendation of the concerned District Commissioner.
- (iv) She must be a person of good character, conduct and antecedents.
- (v) **She must be willing to work with the children of Bulbul age group between five to ten years.**
- (vi) She must have satisfactorily completed a period of training prescribed by the National Association.

5. **Uniform for the Flock Leader and the Assistant Flock Leader:**

(a) **COMPULSORY :**

- (i) The Flock Leader or the Assistant Flock Leader shall wear uniform as follows :

Salwar, Kameez and Dupatta : A white Salwar and White Kameez of plain non-transparent material. The length of the Kameez shall be up to the knees. The Kameez shall have two patch pockets and two side pockets, half sleeves 8 cm. above the elbow with turned up and stitched down cuffs. 4 cm. wide, open sports collar with epaulettes on both shoulders. The Salwar and Kameez shall not be tight-fitted. The Dupatta shall be deep sky-blue in colour made of plain non-transparent material.

OR

Midi skirt and Blouse : Midi skirt in deep sky blue colour made of plain non-transparent material with side

pockets and a slit at the back. The length of the skirt will be up to the half distance between, knee and ankle. A white blouse of plain non-transparent material with two patch pockets, half sleeves 8 cm. above the elbow with turned up and stitched down cuffs 4 cm. wide, open sports collar with epaulettes on both the shoulders. The length of the blouse shall be 8 cm. below the waistline. The blouse shall not be tight fitted.

OR

Saree and Blouse : Deep sky-blue saree made of plain non-transparent material and a white blouse of plain nontransparent material with two patch pockets, half sleeves 8 cm. above the elbow with turned up and stitched down cuffs 4 cm. wide, open sports collar with epaulettes on both the shoulders. The length of the blouse shall be 8 cm. below the waistline. The blouse shall not be tight fitted.

- (ii) **Belt:** Brown nylex belt with the official Brass buckle of the Bharat Scouts & Guides supplied by the National Association.
- (iii) **Scarf:** A scarf of the group colour and pattern other than green, purple and yellow as approved by the Local or District Association shall be worn round the neck and over the collar and epaulettes with the group woggle. The shape of the scarf shall be triangular with a base and two sides, each of the two sides shall have a minimum length of 70 cm. and a maximum of 80 cm.
- (iv) **Socks :** Camel Colour.
- (v) **Footwear :** Black leather or Black canvas closed shoes. Black sandals without heels may be allowed on medical ground.
- (vi) **Hair Style :** Hair locks (Juda) or hairs should be tied with black clip/ band (only for short hair).
- (vi) **Membership Badge :** A cloth badge with green background with Fleur-de-lis in yellow superimposed by the Trefoil with Ashoka Chakra also in yellow in the centre shall be worn in the middle of the left sleeve.

- (viii) **Shoulder Badge** : A shoulder badge 6 to 8 cm. length and 1.5 cm. width with white background and red border, the serial number (optional) and the name of the Group/District/State in red letters shall be worn on the both shoulders just below the seam with a little curve.
- (ix) **World Guide Badge** : World Guide Badge shall be worn in the middle of the right sleeve.
- (x) The Name Stripe containing “The Bharat Scouts & Guides” supplied by National Headquarters may be worn above the right pocket on the blouse. The size of the stripe should be 11 cm. x 2 cm. the right corner of which would be tri-colour of National Flag of the size of 3cm. x 2 cm. and rest for the Title “The Bharat Scouts & Guides”
- (xi) **Cardigan/Blazer** : When worn it shall be black without any design. Sleeveless according to the season allowed.
- (b) **OPTIONAL** :
 - (i) **Camp Uniform** : Deep blue Salwar, deep blue kameez with the same pattern as mentioned above and deep blue dupatta.
 - (ii) **Working Casual Wear** : Working uniform or field activity uniform as optional items with the deep blue jeans /plain sky blue colour T-shirt with collar having a pocket superimposed with BS&G emblem /deep blue salwar kurta, dupatta may be worn during the field activity along with comfortable shoes.
 - (iii) **P. Cap** can be worn when they go for outing.
 - (iv) **A black pouch shall be worn** : The pouch shall not be worn at the time of the Ceremony.
 - (v) **Metal Badge** : A metal badge of the Bharat Scouts & Guides may be worn when not in uniform.
 - (vi) **Lanyard and Whistle** : White lanyard with a whistle may be worn round the neck.
 - (vii) **Jewellery** : No jewellery shall be worn except those enjoined by religion or custom.
 - (viii) **Rank Badge** : The rank badge for the Flock Leader and the Assistant Flock Leaders shall be in white metal with the Bharat Scouts & Guides emblem on it in different

colours as follows :

- (a) The Badge for the Flock Leader shall be blue in colour with blue border and shall be worn 4 c.m. above the right Pocket for Salwar kameej, saree-blouse and skirt-blouse. i.e. Rank Badge for all Unit Leaders to all sections in Guide wing wearing salwar kameej to be put up on the right side of the Dupatta.
- (b) The badge for the Assistant Flock Leader shall be blue in colour with red border. It shall be worn as stated in (a) above.

6. The Six system :

- (i) A Bulbul Flock shall be divided into Sixes. Each Six may consist of 4 to 6 Bulbuls inclusive of the Sixer and the Second.
- (ii) Each Six Shall bear the name of a bird chosen in consultation with the Pow Wow and every member of the Six shall wear the **Six Emblem** above the left pocket of the uniform.
- (iii) **Senior Sixer** : A Senior sixer is one of the Sixers appointed by the Flock Leader; She shall wear uniform and badge as for Bulbul and in addition she shall wear 3 blue strip armlet each 1.5 cm wide stitched over the cuff of the left sleeve each 1 cm apart; the senior Sixer shall assist the Flock Leader and the Assistant Flock Leader as directed.
- (iv) **Sixer** : A Sixer is a Bulbul appointed as a Sixer by the Flock Leader to lead a Six of Bulbul; the Sixer shall wear uniform as for Bulbul in addition she shall wear 2 blue strip armlet each 1.5 cm wide stitched over the cuff of the left sleeve each 1 cm apart.
- (v) **Second** : The Second is a Bulbul appointed by the Flock Leader in consultation with the Sixer concerned; the Second shall assist the Sixer and take her place in her absence. She shall wear one blue strip armlet 1.5 cm wide stitched over the cuff of the left sleeve 1 cm. above

the lower edge.

7. Pow Wow :

- (i) Pow Wow is a Flock Council. It shall consist of the Flock Leader and the Bulbuls of the Flock. It shall look after the, affairs of the Bulbul Flock.


8. The Bulbul :

- (i) A girl who is citizen of India and has completed five years but not completed ten years of age is eligible to be registered as a Bulbul **Aspirant**.

- (ii) As a Pravesh Bulbul she will work for three months before investiture as a bulbul.

(iii) Pravesh Requirements :

- (a) Be able to tell the story of Tara.
- (b) Understand the meaning of Bulbul Promise, Bulbul Law, Bulbul Motto and Bulbul Greetings.
- (c) Demonstrate correctly Bulbul Salute and Left Hand Shake.
- (d) Offer daily prayer as told by parents.
- (e) Do a daily good turn at home.
- (f) **Be able to sing Bulbul Prayer**



- (iv) She then makes the Bulbul Promise to the Flock Leader and is invested as a Bulbul.

- (v) She is eligible to wear the Bulbul uniform and Membership Badge. The Membership Badge is a cloth badge with blue background with Fleur-de-lis in yellow superimposed by the Trefoil with Ashoka Chakra also in yellow in the centre. Membership badge is worn in the middle of the left sleeve. The Membership Badge shall be issued by the Local or District Association, as the case may be, on the recommendation of the Flock Leader.

(a) **The Bulbul Promise is :**

I promise to do my best
to do my duty to God* and my country
to keep the Bulbul law and
to do Good Turn every day.

*The word “ Dharma” may be substituted for the word “God’ if so desired.

(b) **The law for the Bulbul is :**

(i) The Bulbul is **obedient**

(ii) The Bulbul is clean and **polite**

(c) The Motto for the Bulbul is Do Your Best.

(d) The Bulbul Salute is given by raising the right arm smartly to the level of the shoulder, palm to the front, with the first two fingers stretched together, the first just touching the forehead and thumb closing on the last two fingers. After the salute the arm is smartly brought down.

(e) The Bulbul Prayer (Ham Hain Chhote Chhote Bal) should be adopted and practised.

9. **Bulbul Uniform :**

(a) **COMPULSORY :**

A Bulbul shall wear uniform as given below :

(i) **An overall :** Deep sky blue overall made of plain non-transparent material with two top patch pockets and two side pockets from underside, half sleeves 8 cm above the elbow with turned up and stitched down cuffs 4 cm wide and open sports collar with epaulettes on both shoulders. The overall shall not be tight-fitted.

(ii) **Belt:** Brown nylex belt with the official Brass buckle of the Bharat Scouts & Guides supplied by the National Association.

(iii) **Scarf:** A scarf of the group colour and pattern other than green, purple and yellow as approved by the Local or District Association shall be worn round the neck and over the collar and epaulettes with the group woggle. The shape of the scarf shall be triangular with a base, and two sides, each of the two sides shall have a

minimum length of 70 cm and a maximum of 80 cm.

- (iv) **Socks** : White colour.
 - (v) **Footwear** : Black leather or black canvas closed shoes.
 - (vi) **Hair Ribbon** : Blue plain ribbon or blue plain hair band (without any design only for short hair)
 - (vii) **Membership Badge** : A cloth badge with blue background, with Fleur-de-lis in yellow superimposed by the Trefoil with Ashoka Chakra also in yellow in the centre shall be worn in the middle of the left sleeve.
 - (viii) **Shoulder Badge** : A shoulder badge 6 to 8 cm. length and 1.5 cm. width with white background and red border, the serial number (optional) and the name of the Group/District/State in red letters shall be worn on the both shoulders just below the seam with a little curve.
 - (ix) **Six Emblem** : Every Bulbul shall wear a six emblem. It shall be 4 cm. in diameter, embroidered on black background with light blue border. It shall be worn above the left pocket.
 - (x) The Name Stripe containing "The Bharat Scouts & Guides" supplied by National Headquarters may be worn above the right pocket on the overall. The size of the stripe should be 11 cm. x 2 cm. the right corner of which would be tri-colour of National Flag of the size of 3cm. x 2 cm. and rest for the Title "The Bharat Scouts & Guides"
 - (xi) **Cardigan/Blazer** : When worn it shall be black without any design. Sleeveless according to the season allowed.
 - (xii) **World Guide Badge** : World Guide Badge shall be worn in the middle of the right sleeve.
- (b) **OPTIONAL:**
- (i) **P. Cap** can be worn when they go for outing.
 - (ii) **World Brownie Badge** : May be worn on the seam of the left pocket of the uniform.
 - (iii) **Metal Badge** : A metal badge of the Bharat Scouts & Guides may be worn when not in uniform.

- (iv) **Jewellery** : No jewellery shall be worn except those enjoined by religion or custom.

10. Scheme for Advancement of a Bulbul :

- (i) A girl can be registered as a Bulbul **Aspirant** on completion of five years of age and invested after working for at least three months and completed the requirement of the Pravesh test.
- (ii) A Pravesh Bulbul will work at least for three months to qualify for Komal Pankh.
- (iii) A Komal Pankh Bulbul will work for at least three months to qualify for Rajat Pankh.
- (iv) A Rajat Pankh Bulbul will work for at least nine months to qualify for Swarna Pankh.
- (v) A Swarna Pankh Bulbul will work for at least nine months to qualify for Heerak Pankh.
- (vi) **A Heerak Pankh Bulbul have earned totally six Proficiency Badges, one badge each in Swarna Pankh and Heerak Pankh, remaining four badges to be earned from the proficiency badge groups not earned earlier. She may be awarded a special badge called "Golden Arrow" before completing ten years of age.**
- (vii) From Rajat Pankh onwards and for all Proficiency Badges, Training Counsellors will arrange testing.

11. Tests for Komal Pankh :

- (i) Know how to keep personal effects (clothes, foot wear, etc.) neat and tidy and be able to sew button on garments.
- (ii) Learn to pray before meals.
- (iii) Do daily good turn at home and at school.
- (iv) **Do knee bending and toe touching exercises regularly and maintain good health habits.**
- (v) Practise any two of the following physical activities
(a) Balance walk, (b) Throw and catch a tennis



Komal Pankh

- (or equivalent) ball from 3 meters, (c) Hopping
(d) Skipping.
- (vi) Make a collection of **five** different leaves and flowers.
Paste and label them in a scrap book.
- (vii) Be able to tell time by clock.
- (viii) Know **whipping** and tie reef knot, clove hitch and learn their uses.
- (ix) **Demonstrate** any three of the following:
- Ride a bicycle.
 - Write address and affix stamps on an envelope for posting.
 - Tell what to do when the flags are flown and National Anthem is sung or played.
 - Find out the meaning of the Badge given at the time of Investiture.
 - Use of Basic communication device** (Telephone or Mobile Phone).
 - Climb up a tree or a rope**
- (x) Be able to sing **National Anthem** and Flag Song
- (xi) Be able to tell the name, address and **telephone/mobile numbers** of their parents.
- (xii) Attend at least eight Flock Meetings as a Bulbul.

Note : On Completion of the Tests, the Pravesh Bulbul shall be awarded the Komal Pankh Badge by the Local/District Association, as the case may be on the recommendation of the Flock Leader. The Komal Pankh Badge is a cloth Badge. This is a badge with Green wings holding our Bharat Scouts & Guides Emblem in yellow in the centre on blue background with the letters K & P superimposed on the left and right wing respectively. It shall be worn on the left pocket touching the seam of flap.

12. Tests for Rajat Pankh :

- (i) Know from your parents about a few important people in your village/locality and tell about them to the Flock Leader.



Rajat Pankh

- (ii) Learn from your parents about the care to be taken of brittle, sharp and valuable things in the house.
- (iii) Prepare a handicraft out of the waste materials or do clay modelling.
- (iv) Observe flowers in the garden, trees in the locality/ Mohalla and make a **collection of eight flowers. Paste and label them in the log books.**
- (v) Be able to preserve thing collected by you.
- (vi) Tie a Sheet Bend and a Fisherman's knot and show their uses.
- (vii) Render First Aid for small cuts, burns and scratches.
- (viii) Along with your Six, do a Good Turn in School/ Locality under the supervision of the Flock Leader.
- (ix) Demonstrate *any three* of the following :
 - (a) Make your own bed daily at least for a month.
 - (b) Know the importance of our National Flag.
 - (c) Sow seeds and grow a plant. The growth may be recorded and reported to the Flock Leader.

OR

Prepare a Bird feeder or a fountain and maintain it for two months.

- (d) Draw or paint a picture of any subject of your choice.
- (e) Trim, fill, light and extinguish a hurricane / lantern or light a candle

OR

Know the use of Emergency light and how to charge it.

- (f) Make a handkerchief and present it to your mother.
- (x) Follow a trail not less than half a kilo meter and not exceeding one kilo meter with your Six/FL/AFL.
- (xi) Attend at least eight Flock Meetings as Komal Pankh Bulbul.
- (xii) **Participate in at least two All Faiths Prayer Meetings.**

- (xiii) **Participate in Kim's Game**
- (xiv) **Know about the 3Rs of conservation i.e. Reduce, Recycle and Reuse.**

Note : On completion of the test, a Komal Pankh Bulbul shall be awarded the Rajat Pankh Badge by the local or the District Association, as the case may be, on the recommendation of the Training Counsellor or examiners appointed by the Badge Committee, who arranges the testing. The Rajat Pankh Badge is cloth badge. This is a badge with white wings holding our Bharat Scouts & Guides emblem in yellow in the centre on blue background with the letters R & P super imposed on the left and right wing respectively. It shall replace the Komal Pankh Badge on the Uniform.

13. Tests for Swarna Pankh :

- (i) Prepare and present a useful handicraft preferably for a **Differently Aabled** person in the locality
- (ii) Know the eight principle points of a compass.
- (iii) Have Knowledge of **your** village/town regarding **nearby** of Railway **Station**, Bus **stand**, **Bank**, **Post Office**, **Schools**, **Colleges** and **Hospitals**.
- (iv) Render First Aid for Sprains, Stings and be able to clean a wound.
- (v) Participate in a Flock Good Turn activity by adopting a public place.
- (vi) Participate successfully in at least three sense training games of different types.
- (vii) Go on a day Hike with your Flock.
- (viii) Help a younger child in the habits of cleanliness.
- (ix) Qualify for one of the following Proficiency Badges :
 - (a) Observer (b) Team Player (c) **Home Craft**
 - (d) Entertainer (e) Guide (f) **Computer Awareness**.
- (x) a. Know how to welcome and receive a guest.



Swarna Pankh

- b. **Prepare and serve cold or hot drink.**
- c. **Prepare a greeting card for a special occasion.**
- (xi) a. Know the wood craft signs and **traffic** signs .
- b. Know the rules of road safety as a pedestrian and as a cyclist.
- c. Follow a marked track for one kilo meter.
- (xii) Attend at least 8 Flock Meetings after qualifying for Rajat Pankh.

Note: On completion of the tests, a Rajat Pankh. Bulbul shall be awarded the Swarna Pankh Badge by the Local or the District Association, as the case may be, on the recommendations of the Training Counsellor or Examiners appointed by the Badge Committee, who arranges the testing. The Swarna Pankh Badge is a cloth badge. This is a badge with golden wings holding our Bharat Scouts & Guides Emblem in yellow in the centre on blue background, with the letters S & P superimposed on the left and right wing respectively. It shall replace the Rajat Pankh Badge on the Uniform.

14. Tests for Heerak Pankh :

- (i) Participate in an overnight Flock holiday.
- (ii) Participate in Flock Expedition.
- (iii) Tie and know the use of bowline, round turn and two half hitches.
- (iv) Open a small savings account in a Post office or a Bank or Plant at least two saplings in your locality and ensure their growth for at least six months.
- (v) Participate in a religious function and **share** your experiences with your Flock Leader.
- (vi) Qualify **any one** of the following Proficiency Badges not earned earlier :
 - a) World Conservation b) First Aider (c) Cyclist
 - d) Gardener (e) **Book Binder** (f) **Heritage**
 - (g) **Free being me**



Heerak Pankh

- (vii) Observe Guide Patrol/Company meeting in your locality for a month and **discuss your observations** with your Flock Leader.

OR

Collect addresses of **five** Guides in the locality and **submit** to the Flock Leader.

- (viii) **Be able to tell about two National Heroines/Freedom Fighters.**
- (ix) **Know about the National Flag and Bharat Scouts & Guides Flag.**
- (x) **Gain knowledge and practice simple Yoga in daily life.**
- (xi) **To know from the Flock Leader about any two good habits of Tara and inculcate them in her life.**
- (xii) **Observe a pet bird or an animal and take care of it at least for three months.**
- (xiii) Attend at least eight Flock Meetings after qualifying for Swarna Pankh

Note :

- (a) On Completion of the tests, a Swarna Pankh Bulbul will be awarded the Heerak Pankh Badge by the Local or the District Association as the case may be, on the recommendation of the Training Counsellor or Examiners appointed by the Badge Committee.
- (b) The Heerak Pankh Badge is a cloth Badge. This is a badge with Ruby wings holding Bharat Scouts and Guides emblem in yellow in the centre on blue background with the letters H & P superimposed on the left and right wings respectively. It shall replace the Swarna Pankh Badge on the uniform.
- (c) **The Heerak Pankh Badge will be presented along with a certificate signed by the State Chief Commissioner.**

15. Bulbul Proficiency Badges :-

- (i) The Proficiency Badges are divided into five groups as follows.

Group - I

Character

1. Collector
2. Entertainer
3. Gardener
4. Observer
5. Story Teller
6. **Free Being Me**

Group - II

Health

1. Athlete
2. Cyclist
3. Swimmer
4. Team Player

Group - III

Handicraft

1. Artist
2. **Book Binder**
3. Home Craft
4. Needle Worker
5. Toy Maker

Group - IV

Service

1. Cook
2. First Aider
3. Guide
4. House Orderly

Group - V


Conservation and Technology

1. World Conservation
2. Heritage Badge
3. Computer Awareness

- (ii) The Syllabus for the Proficiency Badges is as given in the Appendix.

- (iii) All the Proficiency Badges shall be worn on the right sleeve in parallel rows.

16. Golden Arrow Badge :

- (a) A Heerak Pankh Bulbul having earned totally six Proficiency Badges. **One badge each in Swarna Pankh and Heerak Pankh, remaining four badges to be earned from the proficiency badge groups not earned earlier. She may be awarded a special badge called “Golden Arrow” before completing ten years of age. The Badge will be on blue background with golden border with a prominent golden arrow with the Bharat Scouts and Guides Emblem in the centre. The Badge will be worn above the right pocket of the overall. “Golden Arrow” Badge is presented by the President of Bharat Scouts and Guides along with the certificate signed by the Chief National Commissioner.**
- 
- (b) The **Chief National Commissioner** who is the final authority to grant the Golden Arrow Badge and Certificate on the recommendations from the State Chief Commissioner.
- (c) The **Chief National Commissioner** shall issue suitable directives from time to time in respect with Golden Arrow Badge.
- (d) The State Association will organize a re-test camp under the supervision of State Organizing Commissioner (G).
- (e) A Flock Leader who is an advanced trained and has a valid warrant will be competent to produce Golden Arrow Bulbul.
- (f) All Proficiency Badges must be tested by the independent Badge Examiners appointed by the Badge Committee of the Local / District Association and required details should be given in the registration forms **as supplied by the National Headquarters.**

- (g) Unit Leader is not eligible to work as an independent Badge Examiner of the same unit.
- (h) A Bulbul should have completed not more than ten years of age at the time of submission of her **Golden Arrow** registration form to **concerned Regional Headquarters**.
- (i) **There will be no limit for the eligible Bubluls to be recommended by the Flock Leader from her Unit for the Golden Arrow Badge.**

17. Camps for Bubluls :

- (i) A Bulbul who has earned Komal Pankh Badge and completed **seven years of age** is eligible to attend a camp.
- (ii) A Bulbul Flock Camp should not less or more than two nights.
- (iii) A Bulbul Flock camp shall be conducted in permanent shelter/**tents** with ample safety measures.
- (iv) A Bulbul camp shall be held outside the respective state, except with the written permission of the concerned State Commissioner.
- (v) **In order to regulate proper arrangement for camp, trek or Hike a 'permit card' signed by District Organising Commissioner shall issue' only to the Flock Leader.**
- (vi) There shall be not less than two adult leaders for a Bulbul Camp; there may be one Adult Leader for every Six Bubluls in a camp.
- (vii) No Flock Leader or Assistant Flock Leader shall conduct a Bulbul camp without the previous written permission of the concerned District Commissioner.

CHAPTER II

GUIDE SECTION

14 Programme Ideals

By the time a girl completes the full course of the Guide Programme, she will be able to:

1. develop her character to become healthy & efficient.
2. accept and follow the rudiments of good citizenship.
3. undertake practices and improve skills essential to become self-reliant and prepare her to use them for helping others.
4. undertake collective activities and challenges, which contribute for her all round development.
5. be aware of her potential and use them in service to the community.
6. improve her skills of observation to appreciate the wonders of nature and develop a sense of expressing reverence towards nature by nurturing it.
7. make things useful for others.
8. realize that public property is her property as well and attempt to look after it.
9. identify herself as an Integral part of her community and realize her duty to country.
10. improve future Guiding skills to undertake adventurous activities and develop love for adventure.
11. understand our National Heritage and Culture and determine to keep them up.
12. undertake individual and collective practices to conserve nature resources and prepare to educate others in this respect.
13. develop the qualities of a dynamic leader and participate doing her best effectively in all leadership opportunities made available to her.
14. study about her country & people and contribute for the cause of National Integration.

1. **Guide :**

A girl who is a citizen of India and who has completed 10 years, but not 17 years of age is eligible to become a Guide, provided she subscribes to the Guide Promise and the Guide Law and becomes a member of Guide Company. If she continues to be in the school be allowed to remain in the unit till she is 18 years of age.

2. **Guide Company :**

- (i) A Guide Company shall consist of not less than 12 but not more than 32 Guides.
- (ii) A Guide company shall be a unit of a Group of Bulbul Flock, Guide Company and Ranger Team provided, however, where there is no such group, a Guide Company shall be treated as a Group.
- (iii) Every Guide Company shall be registered.
- (iv) Every Guide Company shall have a name, where the Guide Company is a unit of a group, it shall take the name of the Group; the Group may be named after the locality, the institution or any **great Personalities** (Female) of India; every Group shall also have a serial number assigned by the Local or the District Association, as the case may be

3. **The Guide Captain and the Assistant Guide Captain:**

- (i) There shall be a Guide Captain for each Guide Company. There may be one or more Assistant Guide Captains for a Guide Company **at the rate of one Assistant Guide Captain for eight Guides.**
- (ii) The Guide Captain and the Assistant Guide Captain shall function subject to the general Supervision of the Group Leader where there is a Group. The Guide Captain shall be responsible for the management of the affairs of the Guide Company; she shall, however, delegate matters of discipline, administration and finance to the Court of Honour. The Asstt. Guide Captain shall assist the Guide Captain.
- (iii) The Guide Captain and the Assistant Guide Captain shall be appointed by the State Chief Commissioner in

consultation with the State Commissioner (G) on the recommendation of the District Commissioner (G) and District Chief Commissioner. In case of Local Association, Assistant District Commissioner through the District Association.

- (iv) On appointment, the Guide Captain and the Asstt. Guide Captain shall be issued each with Warrant.

4. Qualification for the Guide Captain and the Asstt. Guide Captain.

- (i) (a) A person who has completed 21 years of age is eligible for appointment as Guide Captain.
- (b) A person who has completed 18 years of age shall be eligible for appointment as an Asstt. Guide Captain.
- (ii) She must possess **Intermediate (10+2)** or equivalent Certificate. Provided however, in exceptional cases exemption from educational qualification may be granted by the State Chief Commissioner on the recommendation of concerned **Assistant District Commissioner (G) / District Commissioner (G) and District Chief Commissioner.**
- (iii) She must be a person of good character, conduct and antecedents.
- (iv) She must have a knowledge of the Guide Movement and its methods, in particular an appreciation of its religious and moral basis and the A.P.R.O. in its application to her work.
- (v) She must be a person with special aptitude to deal with young girls.
- (vi) She must have satisfactorily completed a period of training prescribed by the National Association.

5. Uniform for the Guide Captain and the Assistant Guide Captain.

The Guide Captain and the Assistant Guide Captain shall wear uniform as follows :

(a) **COMPULSORY :**

- (i) **Salwar, Kameez and Dupatta :** A white Salwar and White Kameez of plain non-transparent material. The length of the Kameez shall be up to the knees. The Kameez shall have two patch pockets and two side pockets, half sleeves 8 cm. above the elbow with turned up and stitched down cuffs. 4 cm. wide, open sports collar with epaulettes on both shoulders. The Salwar and Kameez shall not be tight-fitted. The Dupatta shall be deep sky-blue in colour made of plain non-transparent material.

OR

Midi skirt and Blouse : Midi skirt in deep sky blue colour made of plain non-transparent material with side pockets and a slit at the back. The length of the skirt will be up to the half distance between, knee and ankle. A white blouse of plain non-transparent material with two patch pockets, half sleeves 8 cm. above the elbow with turned up and stitched down cuffs 4 cm. wide, open sports collar with epaulettes on both the shoulders. The length of the blouse shall be 8 cm. below the waistline. The blouse shall not be tight fitted.

OR

Saree and Blouse : Deep sky-blue saree made of plain non-transparent material and a white blouse of plain non-transparent material with two patch pockets, half sleeves 8 cm. above the elbow with turned up and stitched down cuffs 4 cm. wide, open sports collar with epaulettes on both the shoulders. The length of the blouse shall be 8 cm. below the waistline. The blouse shall not be tight fitted.

- (ii) **Belt:** Brown nylax belt with the official Brass buckle of the Bharat Scouts & Guides supplied by the National Association.
- (iii) **Scarf:** A scarf of the group colour and pattern other than green, purple and yellow as approved by the Local or

District Association shall be worn round the neck and over the collar and epaulettes with the group woggle. The shape of the scarf shall be triangular with a base and two sides, each of the two sides shall have a minimum length of 70 cm. and a maximum of 80 cm.

- (iv) **Socks** : Camel Colour.
 - (v) **Footwear** : Black leather or Black canvas closed shoes Black sandals without heels may be allowed (on medical ground).
 - (vi) **Hair Style** : Hair locks (Juda) or hairs should be tied with black clip/ band (only for short hair).
 - (vi) **Membership Badge** : A cloth badge with green background with Fleur-de-lis in yellow superimposed by the Trefoil with Ashoka Chakra also in yellow in the centre shall be worn in the middle of the left sleeve.
 - (viii) **Shoulder Badge** : A shoulder badge 6 to 8 cm. length and 1.5 cm. width with white background and red border, the serial number (optional) and the name of the Group/District/State in red letters shall be worn on the both shoulders just below the seam with a little curve.
 - (ix) **World Guide Badge** : World Guide Badge shall be worn in the middle of the right sleeve.
 - (x) The Name Stripe containing "The Bharat Scouts & Guides" supplied by National Headquarters may be worn above the right pocket on the blouse or kameez. The size of the stripe should be 11 cm. x 2 cm. the right corner of which would be tri-colour of National Flag of the size of 3cm. x 2 cm. and rest for the Title "The Bharat Scouts & Guides"
 - (xi) **Cardigan/Blazer** : When worn it shall be black without any design. Sleeveless according to the season allowed.
- (b) OPTIONAL :**
- (i) **Camp Uniform** : Deep blue Salwar, deep blue kameez with the same pattern as mentioned above and deep blue dupatta.

- (ii) **Working Casual Wear** : Working uniform or field activity uniform as optional items with the deep blue jeans/plain sky blue colour T-shirt with collar having a pocket superimposed with BS&G emblem / deep blue salwar kurta, dupatta be worn during the field activity along with comfortable shoes.
- (iii) **P. Cap** can be worn when they go for outing.
- (iv) **A black pouch shall be worn** : The pouch shall not be worn at the time of the Ceremony.
- (v) **Metal Badge** : A “metal badge” of the Bharat Scouts & Guides may be worn when not in uniform.
- (vi) **Lanyard and Whistle** : White lanyard with a whistle may be worn round the neck.
- (vii) **Jewellery** : No jewellery shall be worn except those enjoined by religion or custom.
- (viii) **Rank Badge** : The badges for the Guide Captain and the Asstt. Guide Captain shall be in white metal with the Bharat Scouts & Guides emblem on it in different colours as follows:
 - (a) The badge for the Guide Captain shall green in colour with green border and shall be worn 4 cm. above the right Pocket for Salwar Kameez, Saree-blouse and skirt-blouse. i.e. Rank Badge for all Unit Leaders to all the Section in guide wing wearing salwar kameez, to be put up on the right side of the Dupatta.
 - (b) The badge for the Assistant Guide Captain shall be green in colour with red border and shall be worn as stated in (a) above.

(6) Uniform for Sea Guide Captain and Assistant Sea Guide Captain.

The Sea Guide Captain and Assistant Sea Guide Captain shall wear uniform as for a Guide Captain and Assistant Guide

Captain respectively. She shall also wear the Sea Guide Badge above the right pocket.


(7) Uniform for Air Guide Captain and Assistant Air Guide Captain.

The Air Guide Captain and Assistant Air Guide Captain shall wear uniform as for a Guide Captain and Assistant Guide Captain respectively. She shall also wear the Air Guide Badge above the right pocket.

(8) The Patrol System :


- (i) A company shall be divided into Patrols. Each Patrol will have Patrol Corner, Patrol Song, Patrol Yell, Patrol Sign, Patrol Flag.
- (ii) Each Patrol may consist of six to eight guides inclusive the Patrol Leader and the second.
- (iii) Each Patrol shall bear the name of a flower chosen in consultation with the Patrol-in- council and every member of the Patrol shall wear the emblem of the Patrol on the uniform.
- (iv) **Company Leader :** One of the Patrol Leaders, with not less than 6 months service as a Patrol Leader, with Dwitiya Sopan Badge, may be appointed as Company Leader by the Guide Captain in consultation with the Court of Honour. She shall wear the Guide uniform and in addition three Green Armlets each 1.5 cm wide, stitched over the cuff of the left sleeve, each 1 cm a part and Company Leader's Badge with its base 4 cms. above the right sleeve. She offers active assistance to the Guide Captain and Assistant Guide Captain and take charge of the unit in the absence of the Adult Unit Leaders.

Company Leader's Badge is a rectangular Badge with Emblem in yellow on green background with a yellow ring round it and three vertical stripes to the left of the emblem.



- (v) **Assistant Company Leader:** One of the Patrol Leaders with not less than 6 months service as a Patrol Leader,

with Dwitiya Sopan Badge may be appointed as Assistant Company Leader by the Guide Captain in consultation with the Court of Honour. She shall wear the Guide Uniform and in



addition three green armlets each 1.5 cm wide stitched over the cuff of the left sleeve. Each 1 cm apart and Asstt. Company Leader's Badge with its base 4 cms. above the right sleeve, as per diagram shown on page no. 175 & 176. The Assistant Company Leader assists the Company Leader as directed.

Assistant Company Leader's Badge is a rectangular Badge with emblem and ring around it in green colour and three green vertical stripes to the left of the emblem.


- (vi) **Patrol Leader** : There shall be a Patrol Leader for each Patrol. Patrol leader is a Guide appointed as a Patrol Leader by the Guide Captain in consultation with the Court of Honour and the concerned Patrol to lead a Patrol of Guides. She shall wear the Guide uniform and in addition two green armlets each 1.5 cm wide stitched over the cuff of the left sleeve each 1 cm. apart.
- (vii) **Second** : There shall be a Second for each Patrol. A Second is a Guide selected by the Patrol Leader with the approval of the Guide Captain and the Court of Honour. She shall assist the Patrol Leader and take her place in her absence. She shall wear the Guide Uniform and in addition one green armlet 1.5 cm wide stitched over the cuff of the left sleeve 1 cm. above the lower edge.
- (viii) **Court of Honour** : There shall be a Court of Honour for every Company. The Court of Honour shall consist of the Company Leader, Assistant Company Leader and the Patrol Leaders; Seconds may be admitted as members of the Court of Honour, except when matters of discipline are dealt with. The Company Leader, Assistant Company Leader or one of the Patrol Leader elected shall function as Secretary. The Court of Honour shall plan activities and deal with the internal matters of

the Company and also matters of finance and discipline. The Guide Captain and the Assistant Guide Captain shall act as advisers.

- (ix) **Patrol-in-Council** : There shall be a Patrol-in-Council for every Patrol. The Patrol-in-council shall consist of the members of the Patrols. Patrol Leader shall be the Chairman. The Patrol-in-Council shall deal with all affairs of the Patrol.

9. The Guide :

- (i) A girl who is a citizen of India and who has completed ten years but not seventeen years of age is eligible to become a Guide **Aspirant**.
- (ii) A Guide **Aspirant** shall complete the Pravesh requirements and will work for three months to the satisfaction of the Guide Captain before being invested as a Guide.
- (iii) **Pravesh Requirements :**
- a) (i) **Have brief information of the origin of Guiding along with definition, purpose principle and method of the Bharat Scouts and Guides.**
- (ii) **A Guide Aspirant must have holistic knowledge of the movement**
- b) Guide Promise and Law.
- c) Guide Motto, Sign, Salute and Left Hand Shake.
- d) Daily Good Turn at home and maintain a diary atleast for a month.
- e) Know the parts of Guide Uniform and how to wear it?
- f) Know the composition and significance of the National Flag, the Bharat Scouts & Guides Flag and the World Guide Flag **and the Flag Etiquette**
- g) **Sing correctly National Anthem, Bharat Scouts & Guides Prayer and Flag Song. Know about the composer, duration and meaning of the songs.**
- h) Attend atleast four Company meetings.



- i) **Undertake a 4 hour purposeful outing with her Patrol.**
- (iv) She then makes the Guide Promise to the Guide Captain and is invested as a Guide. She is eligible to wear the Guide Uniform and the membership badge.

The Membership Badge is a cloth badge with green background with fleur-de-lis in yellow superimposed by the Trefoil with Ashoka Chakra also in yellow in the centre. Membership badge is worn in the middle of the left sleeve, as per diagram shown on page no. 175. The membership badge shall be issued by the Local or the District Association, as the case may be, on the recommendation of the Guide Captain.

Note :

- (a) Guides should be given opportunity so that they acquire the habit of doing at least one Good Turn every day.
- (b) The Promise for the Guide is
“On my honour, I promise that I will do my best to do my duty to “God” and my country, to help other people and to obey the Guide law.”
The word “Dharam” may be substituted for the word ‘God’ if so desired.
- (c) The Law for the Guide is
 - (i) A Guide is trustworthy.
 - (ii) A Guide is loyal.
 - (iii) A Guide is a friend to all and a sister to every other Guide.
 - (iv) A Guide is courteous.
 - (v) A Guide is a friend to animals and loves nature.
 - (vi) A Guide is disciplined and helps protect public property.
 - (vii) A Guide is Courageous.
 - (viii) A Guide is thrifty.
 - (ix) A Guide is pure in thought, word and deed.
- (d) **Motto** : The Motto of the Guide is “Be prepared”. This has to be achieved by being physically strong, mentally awake and morally straight.
- (e) **Sign** : The Guide sign is given by raising the right hand in level with the shoulder, palm to the front with three

fingers stretched together and the thumb closing on the little finger.

- (f) **Salute** : The Guide Salute is given by raising the right arm smartly to the level of the shoulder, palm to the front with three fingers stretched together, the first touching the forehead above the right eyebrow and thumb closing on the little finger. After salute the arm is smartly brought down. **If a stick or thumb stick is carried, it must be passed to left hand or kept under left arm pit. When a staff is carried the salute is given with left forearm bent at right angle at elbow with three fingers open, thumb closing on the little finger palm downwards, the first finger touching the staff. When hands are occupied, the salute is given by eyes left or right as the case may be.**

10. **Guide Uniform** : A Guide shall wear Uniform as given below:

(a) **COMPULSORY** :

- (i) **An overall** : Deep sky blue overall made of plain non-transparent material with two top patch pockets and two side pockets from underside, half sleeves 8 cm above the elbow with turned up and stitched down cuffs 4 cm wide and open sports collar with epaulettes on both shoulders. The overall shall not be tight-fitted.

OR

Salwar, Kameez and Dupatta : A deep sky blue Salwar and Light blue Kameez of plain non-transparent material. The length of the Kameez shall be up to the knees. The Kameez shall have two patch pockets and two side pockets, half sleeves 8 cm. above the elbow with turned up and stitched down cuffs. 4 cm. wide, open sports collar with epaulettes on both shoulders. The Salwar and Kameez shall not be tight-fitted. The Dupatta shall be deep sky-blue in colour made of plain non-transparent material.

OR

Midi Skirt and Blouse : Midi in deep sky-blue made of plain non-transparent material with side pockets and a slit at the back. The length of the skirt will be up to the half distance between knee and ankle. A white blouse of plain non-transparent material with two patch pockets half sleeves 8 cm. above the elbow with turned up and

stitched down cuffs 4 cm. wide, open sports collar with epaulettes on both the shoulders. The length of the blouse shall be 8 cm. below the waistline. The skirt and blouse shall not be tight-fitted.

- (ii) **Belt:** Brown nylex belt with the official Brass buckle of the Bharat Scouts & Guides supplied by the National Association.
- (iii) **Scarf:** A scarf of the group colour and pattern other than green, purple and yellow as approved by the Local or District Association shall be worn round the neck and over the collar and epaulettes with the group woggle. The shape of the scarf shall be triangular with a base and two sides, each of the two sides shall have a minimum length of 70 cm. and maximum of 80 cm.
- (iv) **Socks :** White Colour.
- (v) **Footwear :** Black leather or Black canvas **closed shoes stripe with buckle.**
- (vi) **Hair Ribbon :** Black plain ribbon or black plain hair band (without any design only for short hair).
- (vii) **Membership Badge :** A cloth badge with green background, with Fleur-de-lis in yellow Superimposed by the Trefoil with Ashoka Chakra also in yellow in the centre shall be worn in the middle of the left sleeve.
- (viii) **Shoulder Badge :** A shoulder badge 6 to 8 cm. length and 1.5 cm. width with white background and red border, the serial number, (optional) and the name of the Group/District/State in red letters shall be worn on the both shoulders just below the seam with a little curve.
- (ix) **World Guide Badge :** World Guide Badge shall be worn in the middle of the right sleeve.
- (x) **Patrol Emblem :** Every Guide shall wear Patrol emblem, it shall be embroidered on black background with green border, 4 cm. in diameter. It shall be worn in the centre of the top of the sash.
- (xi) The Name Stripe containing "The Bharat Scouts & Guides" supplied by National Headquarters may be worn above the right pocket on the blouse or kameez. The size of the stripe should be 11 cm. x 2 cm. the right corner of which would be tri-colour of National Flag of the size of 3cm. x 2 cm. and rest for the Title "The Bharat Scouts & Guides"

- (xii) **Cardigan** : When worn it shall be black without any design. Sleeveless according to the season allowed.
- (xiii) **Sash** : Deep sky blue Sash with 10 cm. width should be worn on left shoulder across the chest so, that the lower end of the sash will come up to just below the hip level on the right side with Proficiency Badges earned in accordance to the girls programme in the ascending order.

(b) OPTIONAL :

- (i) **Camp Uniform** : Deep blue Salwar, deep blue kameez with the same pattern as mentioned above and deep blue dupatta.
- (ii) **During Outing and Hiking** : Deep blue Jeans, Sky Blue T-Shirt with collar having a Pocket Superimposed with BSG emblem.
- (iii) **P. Cap** can be worn when they go for outing.
- (iv) **A black pouch shall be worn** : The pouch shall not be worn at the time of the Ceremony.
- (v) **Metal Badge** : A “metal badge” of the Bharat Scouts & Guides may be worn when not in uniform.
- (vi) **Lanyard and Whistle** : White lanyard with a whistle may be worn round the neck.
- (vii) **Jewellery** : No jewellery shall be worn except those enjoined by religion or custom.

11. Uniform for Sea Guide : A Sea Guide shall wear the uniform as for a Guide. She shall also wear Sea Guide Badge above the right pocket.

12. Uniform for Air Guide : An Air Guide shall wear uniform as for a Guide, She shall also wear the Air Guide Badge above the right pocket.

13. Scheme for Advancement of a Guide :

- (i) (a) Having worked for at least three months and attended four Company Meetings. A **Guide Aspirant** can be invested as a Guide on completion of Pravesh Test.
- (b) A Pravesh Guide will work at least for six months to qualify for Pratham Sopan.
- (c) A Pratham Sopan Guide will work at least for **six months** to qualify for Dwitiya Sopan.

- (d) A Dwitiya Sopan Guide will work at least for **six months** to qualify for Tritiya Sopan.
 - (e) A Tritiya Sopan Guide will work at least for nine months to qualify for Rajya Puraskar Award.
 - (f) A Rajya Puraskar Guide will work at least for twelve months to qualify for Rashtrapati Guide Award.
- (ii) **Efficiency Cords :**
- (A) Guide Efficiency Cords are made of chiffon threads specially designed and supplied by N.H.Q. It will be worn under the right shoulder strap extending the cord to the right pocket.
 - (B) After Dwitiya Sopan Badge, a Guide may earn more proficiency badges.
 - (a) If a Dwitiya Sopan Guide earns six proficiency badges in all, shall be awarded "**Blue Cord**" by the Asst. District Commissioner (G).
 - (b) If a Tritiya Sopan Guide earns twelve proficiency badges in all, shall be awarded "**Green Cord**" by the District Commissioner (G).
 - (c) If a Rajya Puraskar Guide earns eighteen proficiency badges in all, shall be awarded "**Golden Cord**" by the District Chief Commissioner.

14. Tests for Pratham Sopan :

(I) LOOKING AFTER YOURSELF :

- (a) Be able to tell correctly "your duties at home".
- (b) Be able to make your bed.
- (c) Know the health rules regarding personal cleanliness.
- (d) Learn B.P. Six exercises and Practice Yoga / Asanas / Surya Namaskar.
- (e) Stitch a button.



- (f) Clean and polish canvas/ leather shoes.
- (g) Make a personal First -Aid Kit and know its contents.

(II) **DISCIPLINE :**

- (a) Learn about your Patrol, its Flag, Yell, Song, Patrol Corner and Participate in a Patrol-in-Council.
- (b) Learn & practice Hand & Whistle Signals.
- (c) Foot Drill: Savdhan, Vishram, Aram se, Dahiney, Bayen & Pichey Mur.
- (d) Participate in a Company & Patrol game.
- (e) Satisfy the Guide Captain that your behaviour at home and at school is good.

(III) **ROPE WORK:**

- (a) Whip the ends of a rope.
- (b) Tie & demonstrate the uses of the following knots: Reef knot, Sheet Bend, Clove Hitch, Bowline, Sheep Shank, Fisherman, Round Turn & Two Half Hitches.
- (c) Tie and demonstrate Sheer Lashing Mark I and Mark II.
- (d) Make a gadget or a handicraft useful at home.

(iv) **SERVICE :**

- (a) Undertake a Company Service Project in your School or Guide Headquarters under the guidance of your Guide Captain.
- (b) Should know the definition and Golden rules of First Aid.
- (c) Deal with simple cuts, burns & bleeding from the nose.
- (d) Undertake household responsibilities like cooking, water storage, hospitality, cleanliness etc. with the help of parents for a week.
- (e) Daily Good Turn at home and maintain a diary at least for a month.

- (f) Participate in the following activities,
 - (i) Discuss with your Guide Captain and render some service involving any one of the points of Guide Law and submit a report to your Guide Captain within a week.
 - (ii) Undertake a nature study project in consultation with your Patrol Leader and submit the report within ten days.

OR

Visit a village Panchayat Samiti/Block Development / Municipality / Municipal corporation office and learn about the services rendered by one such public organisation and submit a report to your Guide Captain within ten days.

(v) **COMMUNICATION :**

Be able to use the PCO & Mobile Phone and be acquainted with the facilities available on it.

(vi) **OUT OF DOORS :**

- (a) Know the simple wood crafts signs & follow a trail with her patrol of not less than half a kilo meter.
- (b) Know & Practice Road Safety Rules for pedestrians.
- (c) Participate in a Nature Study Trail.

(vii) **Serve as a Pravesh Guide for atleast six months.**

SEA GUIDE :

In addition to the above tests, a Sea Guide will have to qualify for the following :

- (a) Have a General Knowledge of Sea Guiding.
- (b) Know about water safety precautions.
- (c) Get over fear in water.

AIR GUIDE :

In addition to Pratham Sopan test, an Air Guide will have to qualify for the following :

- (a) Have General knowledge of Air Guiding.
- (b) Collect Photographs/Pictures of different types of Aircraft.
- (c) Have General knowledge of our Badges and Flag.
- (d) Recognise atleast ten types of Air Crafts used by the Air Force/Civil Aviations in the country.
- (e) Prepare a log of the Aircrafts seen during the period fixed by the Guide Captain.

Note :

- (i) On the successful completion of the Pratham Sopan tests, the Guide shall be issued the Pratham Sopan Badge by the Local or the District Association as the case may be, on the recommendation of the Guide Captain who acts as the examiner.
- (ii) The Pratham Sopan Badge is a scroll with the words: "BE PREPARED" "TAYYAR" in devanagri script. It shall be worn below the Pravesh Badge

(15) Tests for Dwitiya Sopan :

(i) PIONEERING :

- (a) Demonstrate Timber hitch, Rolling hitch, Marline spike/ Lever hitch & Figure of Eight knot and their uses.
- (b) Tie the following lashings: Square and Figure of Eight lashing and know their uses.
- (c) Demonstrate the uses of hand axe or chopper and know the safety rules and how to keep them sharp.
- (d) Demonstrate the use, safety and sharpening dagger or a pen knife and the use of a screw driver, pliers and hammer.



(ii) FIRE :

- (a) Know different types of fire used in camping/ outing.

- (b) Lay and light a wood fire in the open with not more than two match sticks.
- (iii) **COOKING :**
 - (a) Know the working & maintenance of a kerosene pressure stove or a Gas stove.
 - (b) Cook in open two simple dishes enough for two persons & make tea/coffee.
 - (c) Know the safety precautions in case of gas leakage.
- (iv) **COMPASS & MAP :**
 - (a) Know the sixteen points of a compass.
 - (b) Be able to find North by at least two constellation during night.
 - (c) Using a compass find the bearing of various objects from your position.
 - (d) Follow a trail laid out using compass bearing & distances.
 - (e) Know the terms : Scale, Direction, Conventional signs, Contours & Grid reference
 - (f) Be able to use a tourist map
- (v) **FIRST AID :**
 - (a) Have knowledge about wounds and know how to deal with Bleeding, Burns & Scalds, Sprains, Stings & Bites.
 - (b) Demonstrate the use of Roller bandage.
 - (c) Demonstrate the use of a Triangular Bandage for the Head, Hand, Knee, Foot, Ankle and Fracture of Arm.
 - (d) Improvise a stretcher.
- (vi) **ESTIMATION :**
 - (a) With the help of improvised apparatus, estimate two distances/widths of not more than one hundred metres but not less than thirty metres.
 - (b) Know the length of your stride/pace & using this, estimate the distance travelled.

(vii) **OUT OF DOORS :**

- (a) Participate in a Company Wide Game.
- (b) Participate in a Company Campfire & know at least two folk/patriotic songs & participate in a Patrol skit.
- (c) Know & practice Road Safety Rules for vehicles.
- (d) Know how to ride a bicycle.
- (e) Visit a factory in the neighborhood of schools/colleges/residence to understand the manufacturing process of various products and also to respect the dignity of labour.

(viii) **SERVICE :**

Complete any one of the following:

- (a) Undertake a development Project in your school in consultation with the head of the institution.
- (b) Participate in one or more Social Service Camp/ camps covering over a period of a month.
- (c) Serve in community Fair or Mela including preparatory and post event assignments of Fair/Mela.
- (d) Participate in an Anti Litter Campaign with your Patrol and help to clean up an area around your school or headquarters.
- (e) Demonstrate the 3R's of Conservation: Reduce, Recycle & Reuse.
- (f) To form and participate in Self Help Groups and such other sustained activities where Guide Skills are made use of.

(ix) **SENSE TRAINING :**

Know and play Kim's game to enhance observation, taste, sound, smell and touch.

- (x) Qualify for **any Two** from the following Proficiency Badges:-
 - (i) Cook, (ii) Debator, (iii) Friends to Animals,
 - (iv) Gardener, (v) Handy Women, (vi) Cyclist
 - (vii) Laundress, (viii) **Reader**, (ix) **Child Nurse**.

(xi) **DISCIPLINE :**

- (a) Know the various Company formations.
- (b) Be able to march three deep with your Company smartly & in good order. Follow drill commands during marching.
- (c) Participate in Four All Faiths Prayer meetings in your Company

(xi) **COMMUNICATION :**

- (a) Use a Computer and know the advantages & disadvantages of mobile phone and internet.
- (b) Know how to use the internet & access the website of the Bharat Scouts & Guides.

(xiii) **PATRIOTISM :**

Collect information on our heritage and culture and prepare a log book.

- (xiv) Serve as Pratham Sopan Guide for atleast six months.

SEA GUIDE :

In addition to the above tests, a Sea Guide will have to qualify for the following :

- (i) Learn Swimming.
- (ii) Have in general knowledge about boat, sail, an oar and an anchor.
- (iii) Learn about DOs & DON'Ts in a boat.
- (iv) Learn to perform artificial respiration.

AIR GUIDE :

In addition to the Dwitiya Sopan tests given above, an Air Guide will have to qualify for the following :

- (i) Know about the history or Air Force in the Country.
- (ii) Know about the marking on the Aircraft Military.
- (iii) Have in general knowledge of an aircraft and its main parts.
- (iv) Have knowledge of an Airfield or an Aerodrome.

- (v) Have in general knowledge of flying procedures (take off, landing, banking etc.)

Note :

- (i) On the successful completion of the tests for Dwitiya Sopan Badge to the satisfaction of independent examiners arranged by the Training Counsellors and appointed by the Badge Committee of the Local or District Association as the case may be on the basis of the certificates issued by the examiners, the Guides shall be issued the Dwitiya Sopan Badge.
- (ii) The Dwitiya Sopan Badge consists of the Bharat Scouts & Guides Emblem with scroll "TAYYAR" in Devanagari script under it.
- (iii) The Dwitiya Sopan Badge shall be worn on the left sleeve in place of Pratham Sopan Badge.

(16) Tests for Tritiya Sopan :

(1) PIONEERING :

- (a) **Tie & know the use of the following:** Fireman's chair knot, Man Harness knot, Bowline on a Bight, Draw Hitch.



- (b) Tie & demonstrate the use of the Diagonal Lashing.
- (c) Use another method of whipping other than the one used in Pratham Sopan.
- (d) Make a flag mast of at least three staves with your patrol and demonstrate for Flag Break.
- (e) Make a temporary shelter for yourself.
- (f) Know any one method of Splicing: Eye/Back/Short.

(2) (i) SWIMMING :

- (a) Swim fifty metres.
- (b) Know the safety rules of swimming.

(c) Know how to deal with cramps.

OR

(ii) Earn any one of the following Proficiency Badges:

(a) Athlete (b) Climber (c) Games leader.

(d) Gymnast (e) Hiker (f) Yoga (g) Cyclist

(3) **ESTIMATION :**

Be able to estimate height, depth, width, numbers & weight using recognized methods of estimation.

(4) **FIRST AID :**

(a) Know how to deal with emergency situations such as Drowning, Electric Shock, General Shock, Automobile Accidents and Human Being caught in fire.

(b) Treat for Choking.

(c) Deal with simple fracture of collar bone, Upper arm, Forearm, Hip & Lower leg.

(d) Treat for Heat Stroke and Sun Stroke

(e) Demonstrate CPR (Cardio Pulmonary Resuscitation).

(f) Place an unconscious victim in the Recovery position.

(g) Transportation of victim - One Rescuer & Two Rescuers.

(5) **MAPPING :**

Be able to access a GPS Map & use it to follow a given route.

OR

Draw a map of the area using a Triangulation method with the help of compass or Plane Table method.

OR

Sketch a map of the route undertaken for at least four kms by using Road Traverse method or Gilwell sketch.

(6) **TALK :**

During the company meeting, give a talk for about five minutes on **any one** of the following subjects:

- (a) National Integration,
- (b) Child Abuse, Child Education, Child Health, Child Social Security & Child Labour.
- (c) Substance Abuse.
- (d) Your future Guide Training.
- (e) Gender Equality.
- (f) Free Being Me.

(7) **OUT OF DOORS :**

- (a) Plan an overnight Patrol camp.
- (b) Undertake a day hike of ten kms on foot with Patrol/Company members. Prepare meals & Tea for the patrol. Make a report & submit it within a week after the hike is over. The hike route is to be given by the examiner.
- (c) Participate in a Night Game.

(8) **Cooking :**

Cook food for your patrol by using Backwoodsman method.

(9) **Signalling :**

Learn Morse Signalling and be able to send and receive simple messages of ten words.

(10) **Qualify for any two Proficiency Badges. One from each group (not earned earlier).**

Group - A : (i) Civil Defence (ii) Community Worker (iii) **Ecologist** (iv) Pioneer (v) Safety knowledge (vi) Self Defence (vii) World Conservation.

Group - B : (i) **Aids Awareness** (ii) Book Binder (iii) Citizen (iv) **Computer Awareness** (v) **Drug Awareness** (vi) **Healthy Women** (vii) **Hostess** (viii) Naturalist (ix) Path Finder

(11) **KNOWLEDGE :**

- a) Knowledge of Guiding in India & WAGGGS (World Association of Girl Guides & Girl Scouts)

- b) Know and understand the safety measures while using ATM Card and Mobile Phone.

OR

Use basic electrical/electronic devices and assemble a useful gadget at home under the supervision of a trained adult.

(12) **Fire :**

Complete any three of the following:

- a) Safety precautions regarding fire.
- b) Demonstrate Bucket Chain method to put off fire
- c) How to tackle dry grass fire
- d) Types of fire extinguisher and use thereof.

(13) **SERVICE :**

Know and understand the disease tuberculosis- its symptoms, treatment and precautionary measures for preventing the disease, knowledge about Directly Observed Treatments (DOTS).

- (14) Serve as a Dwitiya Sopan Guide for at least six months.

SEA GUIDE :

In addition to Tritiya Sopan tests given above, a Sea Guide will :

- (i) Swim thirty meters.
- (ii) Learn to dive.
- (iii) Have knowledge of different types of boats oars and sails and anchors.
- (iv) Learn Signalling by Semaphore Method.
- (v) Know any three constellations to find Directions.

AIR GUIDE :

In additions to Tritiya Sopan tests given above, an Air guide will have to qualify for following :

- (i) Know the history of flying.
- (ii) know the theory of Flight.

- (iii) Know about the Flight safety procedures.
- (iv) Have in general knowledge about Civil Aviation National and International Airways/Lines.

Note :

- (i) On the successful completion of the tests for Tiritiya Sopan Badge to the satisfaction of independent examiners arranged by the Training Counsellors and appointed by the Badge Committee of the Local or District Association as the case may be, on the basis of the certificate issued by the examiners, the Guide shall be issued the Tiritiya Sopan Badge.
- (ii) The Tiritiya Sopan Badge consists of the Emblem of the Bharat Scouts and Guides and scroll as for Dwitiya Sopan Badge surrounded by a laurel.
- (iii) The Tiritiya Sopan Badge shall be worn on the left sleeve in the place of Dwitiya Sopan Badge.
- (iv) A Tiritiya Sopan Guide will work at least nine months to qualify Rajya Puraskar.

(17) Tests for Rajya Puraskar :

- (i) Ensure Proficiency in the tests undertaken up to Tiritiya Sopan.
- (ii) Hold Tiritiya Sopan Badge.
- (iii) Earn Ambulance Badge
- (iv) Undertake over night hike for ten kms, along with group of Guides of her own Company and submit report to the Guide Captain within ten days.



OR

An overnight cycle hike for twenty five kms along with group of Guides of her own Company and submit report to the Guide Captain within ten days

- (v) Work on one of the following for six months and submit a report -
Kitchen garden/Roof Garden/Hanging Garden
- (vi) Mapping: Make a map by using any one of the method not done earlier: Plane Table or Triangulation or Road Traverse

- (vii) **Camp Craft :**
- A). Be able to pitch strike and pack a Single/Double fly tent.
 - B) Splicing - Eye / Back / Short - anyone-not done earlier.
 - C) Make a model of any pioneering Project.
- (viii) Earn any three of the Proficiency Badges not earned earlier from among the given below:
- (a) Child Nurse, (g) **Public Health,**
 - (b) Community Worker, (h) **Soil Conservator,**
 - (c) Ecologist, (i) **Solar Energy Awareness,**
 - (d) Literacy, (j) **Safety Knowledge,**
 - (e) **Community Singing,** (k) **Rural Worker,**
 - (f) Sanitation Promoter, (l) **Rescuer.**
- (ix) Earn any two of the Proficiency Badges not earned earlier out of the following:
- i) Camper, ii) Pioneer, iii) Star Gazer, iv) Naturalist, v) Tracker, vi) Electronics, vii) Signaler, viii) Cancer Awareness, ix) Health, x) Nutrition Educator. xi) Farmer, xii) Dairymaid, xiii) Writer, xiv) Beautician, xv) Free Being Me, xvi) Dancer.
- (x) Have knowledge about the BS&G website and gain information about your Regional Headquarters.

Note :

This award is presented by the Governor or Patron/ President of the State Association on the recommendation of State Chief Commissioner and can be withdrawn under compelling circumstances by him/her

SEA GUIDE :

In addition to above tests, a Sea Guide will have to qualify for the following:

- (a) Swim fifty meters by back stroke and by one other stroke.
- (b) Dive and remain under surface for some time (1 min.)

- (c) Learn rescue methods of saving a drowning person.
- (d) Send and receive simple words by Semaphore Method.
- (e) Know about the National Flags for neighbouring countries.
- (f) Know atleast three navigational stars.

AIR GUIDE :

In addition to Rajya Puraskar tests given above an Air Guide will have to qualify for the following.

- (a) Make atleast two dummy aero models of different types of Aircrafts.
- (b) Know about Air Field, Signal modes.
- (c) Plan and prepare a model of an Air field.
- (d) Make on a National map, the Air-Fields/ Aerodromes in the country.

Note :

- (i) The Rajya Puraskar Badge consists of the emblem of the Bharat Scouts and Guides at the bottom, the Ashok Chakra at the top; and the word 'SEVA' in Devanagari script in the centre surrounded by a laurel.
- (ii) The badge is issued on the basis of certificate issued by Independent examiners appointed by the Local/District Badge Committee.
- (iii) Guide who has already earned the qualifying badges, will have to attend Rajya Puraskar Testing Camp organised by the State Association under the supervision of the State Organising Commissioner (Guides) where the knowledge and the skills of the Guides will be retested. After being qualified in the Testing Camp, the Guide will be eligible for the award of Rajya Puraskar Badge and Certificate.
- (iv) The Rajya Puraskar Badge shall be worn in place of Tiritiya Sopan Badge on Left Sleeve, as per diagram shown on page no. 175.
- (v) The State Chief Commissioner who is the final authority to grant Rajya Puraskar Badge shall issue from time to

time, suitable directives in respect of Badge tests and ensure the adequacy of knowledge and skills up to Tritiya Sopan Badge.

- (vi) **This award is presented by the Governor or Patron/President of the State Association on the recommendation of State Chief Commissioner and can be withdrawn under compelling circumstances by State Chief Commissioner.**

(18) Rashtrapati Guide Award :

- A. (i) The President of the Indian Union has been graciously pleased to authorize issue of a special certificate to a Guide who earns the Rashtrapati Guide Award after serving as a Rajya Puraskar Guide for at least twelve months.
- (ii) The Guide Captain who is advanced trained shall inform the National Headquarters through proper channel on a registration form available from the State Headquarters/BSG Website that Rajya Puraskar Guide has completed the requirements of Rashtrapati Guide Award. The Guide shall record her attainments for Rashtrapati Guide Award on the said form and submit the same to the **Regional Headquarters** through proper channel. In the absence of Guide Captain, the Assistant Guide Captain who is Advanced trained will be competent to make recommendation.
- At the time of Rashtrapati Award Testing Camp a Guide should produce her individual **progress card along with Photo ID Proof in original.**
- (iii) Rashtrapati Guide Award certificates are presented at a formal ceremony by the President of India on the request of the **Chief National Commissioner.**
- (iv) Rashtrapati Guide Badge shall be worn on the left sleeve as per diagram shown on page no. 175 below the Ambulance Badge and **above the Membership Badge** surrounded by Proficiency Badges of Rashtrapati Award.

- (v) The **Chief National Commissioner** shall issue suitable directives from time to time in respect of badges; tests etc. and ensure the standard of skills involved.
- (vi) A Guide Captain/Assistant Guide Captain will recommend only up to 25% Guides of the total census of the unit (not exceeding 32) for Rashtrapati Award in a year. Special cases could be recommended by the District Chief Commissioner and State Chief Commissioner **subject to maximum of 50% in a year.**
- (vii) Rajya Puraskar Guide, who has already fulfilled all required conditions, will have to be tested at State Level and certified by the State Organising Commissioner(G) before coming for Rashtrapati Guide Award **Testing Camp organised by the National Association under the supervision of the concerned Asst. Director/Dy. Director.**

B Tests for Rashtrapati Guide Award :

- (i) Hold the Rajya Puraskar & be able to maintain the standard.
- (ii) Camping :
 - a) Camp with her Company/ Patrol for three consecutive nights in the open. Gatherings like Jamborees, Rallies etc are not to be count.
 - b) Be able to improvise either a shelter or a hut or a machan with available natural material for two persons to sleep in.
- (iii) (a) Hold the Disaster Management Badge.
(b) Re-pass Ambulance Badge.
- (iv) Qualify for any two of the following Proficiency Badges not earned earlier:
 - a. **Aids Awareness,**
 - b. **Handywoman**
 - c. **Beautician,**
 - d. Pathfinder



- e. **Sea Fisherwoman**
 - f. **Hiker,**
 - g. **World Conservation**
 - h. **Interpreter,**
 - i. **Farmer**
 - k. **Free Being Me,**
 - l. **Solar Energy Awareness,**
 - m. **Event manager,**
 - n. **Self Defence,**
- (v) **Participate in a sustained community development project at least two hours in a week for six months on any two of the following subjects:**
- A Promote gender equality and empower women**
 - B Reduce child mortality**
 - C Improve maternal health**
 - D Combat HIV/AIDS, Malaria & other diseases**
 - E Ensure environmental sustainability.**
- (vi) Under the guidance of the Guide Captain, teach games for younger children for fifteen days.

OR

Show the knowledge of Interior Decoration and Fancy Cooking.

- (vii) **Have knowledge & prepare a log book on the five world centres of WAGGGS.**
- (viii) Serve as Rajya Puraskar Guide at least for 12 months.

Note :

- (i) Rashtrapati Guide Award is awarded by the President of India.
- (ii) Rashtrapati Guide Award is presented by the President of India on the recommendation of **Chief National Commissioner** and **can be withdrawn under compelling circumstances by the Chief National Commissioner.**

SEA GUIDE :

In addition to above, a Sea Guide will have to qualify for the following:

- (i) Swim hundred meters using Back Stroke.
- (ii) Dive in different styles.
- (iii) Have in general knowledge of our Navy and of Ranks in the Navy.
- (iv) Learn Signalling using Morse Code.
- (v) Know in general, about ships.
- (vi) Have a general knowledge of weather, winds and tides
- (vii) Know about the Zodiac in the sky.

AIR GUIDE :

In addition to Rashtrapati Guide Award tests given above, an Air Guide Will have to qualify for the following:

- (i) Know about picketing and Marshalling of Air Crafts.
- (ii) Participate in atleast three Air model exercises and report to the Guide Captain.
- (iii) Make an air model fuel mixture and use it in an exercise.

(19) Guide Proficiency Badges :

(a) The Guide Proficiency Badge are as follow :

- | | |
|----------------------|----------------------|
| 1. Aids Awareness | 11. Boatman |
| 2. Alpana or Rangoli | 12. Book Binder |
| 3. Ambulance | 13. Braille |
| 4. Archer | 14. Camper |
| 5. Artist | 15. Camp Warden |
| 6. Athlete | 16. Cancer Awareness |
| 7. Basket Worker | 17. Child Nurse |
| 8. Bee Master | 18. Chorister |
| 9. Beautician | 19. Citizen |
| 10. Bird Warden | 20. Civil Defence |

- | | |
|--------------------------------|--------------------------|
| 21. Climber | 53. Hiker |
| 22. Community Singing | 54. Home Maker |
| 23. Community Worker | 55. Hostess |
| 24. Computer Awareness | 56. Interpreter |
| 25. Computer Skill | 57. Interpreter to Deaf |
| 26. Cook | 58. Journalist |
| 27. Cyclist | 59. Knitter |
| 28. Dairymaid | 60. Lace Maker |
| 29. Dancer | 61. Laundress |
| 30. Debator | 62. Leather Worker |
| 31. Disaster Management | 63. Leprosy Control |
| 32. Domestic Service | 64. Meteorologist |
| 33. Drug Awareness | 65. Musician |
| 34. Ecologist | 66. Music Lover |
| 35. Electronics | 67. Naturalist |
| 36. Embroidress | 68. Nutrition Educator |
| 37. Entertainer | 69. Path Finder |
| 38. Event Manager | 70. Photographer |
| 39. Farmer | 71. Pioneer |
| 40. Fireman | 72. Population Education |
| 41. Florist | 73. Poultry Farmer |
| 42. Folk Dancer | 74. Public Health |
| 43. Free Being Me | 75. Reader |
| 44. Friend to Animals | 76. Rescuer |
| 45. Games Leader | 77. Rural Worker |
| 46. Gardener | 78. Safety Knowledge |
| 47. Good Neighbour | 79. Sales Women |
| 48. Gymnast | 80. Sanitation Promoter |
| 49. Handy Woman | 81. Scholar |
| 50. Health | 82. Sea Fisherman |
| 51. Herbalist | 83. Secretary |
| 52. Heritage | 84. Self Defence |

- | | |
|----------------------------|------------------------|
| 85. Sick Nurse | 93. Tracker |
| 86. Signaller | 94. Thrift |
| 87. Singer | 95. Toymaker |
| 88. Soil Conservation | 96. Weaver |
| 89. Solar Energy Awareness | 97. World Conservation |
| 90. Star Gazer | 98. World Friendship |
| 91. Swimmer | 99. Writer |
| 92. Tailor | 100. Yoga |

- (b) A Guide can start working for Proficiency Badges at any time after investiture and continue working for them till she completes the guide age even after gaining the Rashtrapati Guide Award.
- (c) The tests for these Badges are given in the Appendix.
- (d) Proficiency Badges are issued on the basis of the certificates of qualified and independent examiners appointed by the Badge Committee from the panel of Examiners approved by Local or District Association.
- (e) All the proficiency Badges, unless otherwise stated, shall be worn on the sash in parallel rows in ascending order from Dwitiya Sopan to Rajya Puraskar, the Ambulance Badges are worn one each on both the arms below the shoulder Badge. Patrol emblem to be worn in the center of the top of the sash.
- (f) These Badges can be worn by Guides only.
- (g) All Proficiency Badges of the Guide Section will be in green on white background with the exception of Ambulance, Child Nurse and Sick Nurse.

20. Hike, Treks and Camp for Guides :

- (i) Periodical hikes or treks and camps for Guides must be encouraged and arranged.
- (ii) A Guide who wishes to go on a hike or trek within the District must obtain the permission of the District Commissioner (G) through the Guide Captain.
- (iii) For hikes or treks outside the District besides permission of the parent or guardian, permission of the State

Commissioner (G), through the District Commissioner of the District to which the Guide belongs, to be obtained. Provided when the names and addresses of the concerned State Commissioner are not known, the District Commissioner of the District to which the Guide belongs, must be requested to send intimation of the hike or trek.

- (iv) **In order to have proper arrangement for trek or hike 'permit card' signed by the Guide Captain shall be issued. The concerned District Organising Commissioner shall issue permit card only to the Guide Captain, in charge of the Company and the Guide Captain in turn shall issue such 'permit card' to the Patrol Leaders.**
- (v) A Guide shall not trek or camp except with the previous written permission of the parent or guardian, the Guide Captain and the concerned, District Commissioner.
- (vi) In order to obtain the written permission of the concerned District Commissioner, sufficient intimation in the prescribed form must be given to the District Commissioner to enable her to issue necessary written permission.
- (vii) A guide who wishes to join a camp must produce a health certificate from her parent.
- (viii) A Guide shall not be permitted to camp except under the leadership of a Patrol Leader or Guide Captain qualified and trained for the purpose.
- (ix) When the Guides propose to camp outside their own District, fourteen days intimation shall be given to the District Commissioner so that District Commissioner of the District in which the camp is proposed to be held may be informed of the camp in time.
- (x) Guides who propose to camp in uniform outside the State must first obtain the permission of the State Association. An application for such permission shall be recommended by the Concerned Assistant State Commissioner, District Commissioner of Local or District Association.
- (xi) A Guide who goes on camp must be fully equipped with uniform and camp kit, inclusive of bed and blanket of which she should satisfy her Guide Captain.

CHAPTER III

RANGER SECTION

14 Programme Ideals

By the time a young girl completes the full course of the Ranger Programme, she will be able to:

1. **make Guiding a way of life.**
2. **become an active and participating citizen.**
3. **improve skills, vocational and otherwise to be self-dependent & useful to others.**
4. **emerge as practical person who has respect for herself and for others and their experiences.**
5. **realize that she has a responsibility in the development of her community and undertake Community Development Projects individually and collectively.**
6. **lead a refined religious life in service of man and God/Dharma.**
7. **select in future, a right partner for a life of full understanding & adjustment and lead a harmonious life.**
8. **do all her best to protect public property.**
9. **prepare herself to do her duty to country & develop love for Universal Brotherhood i.e. peace and goodwill among human beings.**
10. **develop a positive attitude to undertake considerable risk for others, making full use of her Rangering skills and Values.**
11. **work for the upkeep of our National Heritage & Culture with love for Human values.**
12. **promote & participate in the developmental activities pertaining to National priorities like National Integration, Population Education, Conservation, Sanitation etc.**
13. **become a Strategic leader who loves to grow with the group.**
14. **have fair understanding of the World Affairs in general.**

1. **Ranger:-** A girl whether previously a Guide or not and who is a citizen of India and who has completed **15 years** of age may be enlisted as a Ranger Aspirant, a person who has completed 25 years of age is not eligible to be a Ranger but she can continue as a Service Ranger up to the age of 35 years.

Wherever it is necessary, extension be allowed for 3 years with the special permission of the State Chief Commissioner. She will be eligible for Rashtrapati Ranger Award provided the special permission is granted before completion of 25 years of age and the same shall be reported to the National Headquarters.

2. **Ranger Team :**

- (i) A Ranger Team shall consist of not less than **six** and not more than twenty four Rangers.
- (ii) A Ranger Team shall be a unit of group of Bulbul Flock, Guide Company and Ranger Team provided however, where there is no such group the Ranger Team shall be treated as a Group.
- (iii) Every Ranger Team shall be registered in accordance with the procedure laid down in this behalf.
- (iv) Every Ranger Team shall have a name, where the Ranger Team is a unit of Group; it shall bear the name of the Group. The Group may be named after the locality or the institution or **any great Personalities (Female)** of India. Every Group shall have a serial number assigned by the Local or the District Association as the case may be.

3. **The Ranger Leader and the Assistant Ranger Leader :**

- (i) There shall be Ranger Leader for each Ranger Team. There may be one or more Assistant Leaders for a Ranger Team at the rate of one Assistant Ranger Leader for each **six Rangers**.
- (ii) The Ranger Leader and Assistant Ranger Leader shall be appointed by the State Chief Commissioner in consultation with the concerned State Commissioner

on the recommendation of the Local or the District Association, as the case may be, and the concerned District Commissioner. On appointment the Ranger Leader and the Assistant Ranger Leader shall be issued each with a Warrant.

- (iii) The Ranger Leader and the Assistant Ranger Leader shall function subject to the general supervision of the Group Leader where there is a Group; the Ranger Leader shall be in general in charge of the affairs of the Ranger Team. She will, however, delegate matters of discipline, administration and finance of the Ranger Team to the Team Council. The Assistant Ranger Leader shall assist the Ranger Leader.

4. **Qualification for the Ranger Leader and the Assistant Ranger Leader :**

- (i) A person who has completed **twenty one** years of age is eligible for appointment as Ranger Leader.
- (ii) She should preferably possess the **Degree** in any discipline or equivalent qualification. **However in exceptional cases, the condition of qualification can be relaxed by the State Chief Commissioner up to Matriculation.**
- (iii) She must be a person of good character, conduct and antecedents.
- (iv) She must have knowledge of the Guide Movement and its methods in particular an appreciation of its religious and moral basis and the A.P.R.O. in its application to her work.
- (v) She must be a person with special aptitude to deal with young women
- (vi) She must satisfactorily complete the training prescribed by the National Association within two years of her appointment.
- (vii) She must be able to obtain the use of a separate Ranger Club room for the Ranger Team.
- (viii) She must have general knowledge of the social needs of the community.

5. **Uniform for the Ranger Leader and the Assistant Ranger Leader**

(a) **COMPULSORY :**

- (i) The Ranger Leader or the Assistant Ranger Leader shall wear uniform as follows :

Salwar, Kameez and Dupatta : A white Salwar and White Kameez of plain non-transparent material. The length of the Kameez shall be up to the knees. The Kameez shall have two patch pockets and two side pockets, half sleeves 8 cm. above the elbow with turned up and stitched down cuffs. 4 cm. wide, open sports collar with epaulettes on both shoulders. The Salwar and Kameez shall not be tight-fitted. The Dupatta shall be deep sky-blue in colour made of plain non-transparent material.

OR

Midi skirt and Blouse : Midi skirt in deep sky blue colour made of plain non-transparent material with side pockets and a slit at the back. The length of the skirt will be up to the half distance between, knee and ankle. A white blouse of plain non-transparent material with two patch pockets, half sleeves 8 cm. above the elbow with turned up and stitched down cuffs 4 cm. wide, open sports collar with epaulettes on both the shoulders. The length of the blouse shall be 8 cm. below the waistline. The blouse shall not be tight fitted.

OR

Saree and Blouse : Deep sky-blue saree made of plain non-transparent material and a white blouse of plain nontransparent material with two patch pockets, half sleeves 8 cm. above the elbow with turned up and stitched down cuffs 4 cm. wide, open sports collar with epaulettes on both the shoulders. The length of the blouse shall be 8 cm. below the waistline. The blouse shall not be tight fitted.

- (ii) **Belt:** Brown nylex belt with the official Brass buckle of the Bharat Scouts & Guides supplied by the National Association.

- (iii) **Scarf:** A scarf of the group colour and pattern other than green, purple and yellow as approved by the Local or District Association shall be worn round the neck and over the collar and epaulettes with the group woggle. The shape of the scarf shall be triangular with a base and two sides, each of the two sides shall have a minimum length of 70 cm. and a maximum of 80 cm.
- (iv) **Socks :** Camel Colour.
- (v) **Footwear :** Black leather or Black canvas closed shoes. Black sandals without heels may be allowed on medical ground.
- (vi) **Hair Style :** Hair locks (Juda) or hairs should be tied with black clip/ band (only for short hair).
- (vi) **Membership Badge :** A cloth badge with green background with Fleur-de-lis in yellow superimposed by the Trefoil with Ashoka Chakra also in yellow in the centre shall be worn in the middle of the left sleeve.
- (viii) **Shoulder Badge :** A shoulder badge 6 to 8 cm. length and 1.5 cm. width with white background and red border, the serial number (optional) and the name of the Group/District/State in red letters shall be worn on the both shoulders just below the seam with a little curve.
- (ix) **World Guide Badge :** World Guide Badge shall be worn in the middle of the right sleeve.
- (x) The Name Stripe containing “The Bharat Scouts & Guides” supplied by National Headquarters may be worn above the right pocket on the blouse. The size of the stripe should be 11 cm. x 2 cm. the right corner of which would be tri-colour of National Flag of the size of 3cm. x 2 cm. and rest for the Title “The Bharat Scouts & Guides”
- (xi) **Cardigan/Blazer :** When worn it shall be black without any design. Sleeveless according to the season allowed.
- (b) **OPTIONAL :**
 - (i) **Camp Uniform :** Deep blue Salwar, deep blue kameez with the same pattern as mentioned above and deep blue dupatta.

- (ii) **During Outing and Hiking** : Deep blue Jeans, Sky Blue T-Shirt with cloth having a Pocket Superimposed with BS&G emblem supplied by the National Association may be worn.
- (iii) **P Cap** can be worn when they go on outing.
- (iv) **A black pouch shall be worn** : The pouch shall not be worn at the time of the Ceremony.
- (v) **Metal Badge** : A Metal Badge of the Bharat Scouts & Guides may be worn when not in uniform.
- (vi) **Lanyard and Whistle** : White lanyard with a whistle may be worn round the neck.
- (vii) **Jewellery** : No jewellery shall be worn except those enjoined by religion or custom.
- (viii) **Rank Badge** : The Rank Badge of the Ranger Leader or the Assistant Ranger Leader shall be in white metal with the Bharat Scouts & Guide Emblem on it in different colours as follows :
 - (a) The Badge for the Ranger Leader shall be red in colour with red border and shall be worn 4 c.m. above the right Pocket for Salwar-Kameez, saree-blouse and the skirt-blouse i.e. Rank badge for all Unit Leaders to all the sections in Guide Wing wearing salwar kameez, to be put up on the right side of the Dupatta.
 - (b) The Badge for the Assistant Ranger Leader shall be Badge designed in red colour with green border and worn as in (i) above.

6. **Uniform for Sea Ranger Leader and Assistant Sea Ranger Leader:** The Sea Ranger Leader and Assistant Sea Ranger Leader shall wear uniform as for Ranger Leader and Assistant Ranger Leader respectively. She shall also wear the Sea Guide Badge on the right pocket.

7. **Uniform for Air Ranger Leader and Assistant Air Ranger Leader:** The Air Ranger Leader and Assistant Ranger Leader shall wear uniform as for a Ranger leader and Asstt. Ranger Leader respectively. She shall also wear the Air Guide Badge on the right pocket.

8. **The Patrol System :**

- (i) The Patrol System is not compulsory in a Ranger Team.
- (ii) A Ranger Team may be divided into Patrols whenever necessary for any particular purpose or project or even permanently, if so desired by the Ranger Team.

9. **Senior Ranger Mate :** One of the Ranger mates may be designated as Senior Ranger Mate, if so desired by the team. **Senior Ranger Mate shall assist Ranger Leader.**

A senior Ranger Mate shall wear the uniform and badges as for Rangers and in addition she shall wear three red armlets each 1.5 cm wide stitched over the cuff of the left sleeve each 1 cm. apart.

10. **Ranger Mate :** A Ranger Mate is a Ranger elected annually by the team with the approval of the Ranger Leader. The Ranger Mate shall assist the Ranger leader. There shall be one Ranger mate for every 5 to 6 Rangers. The Ranger mate wears the uniform and badges as for a Rangers and in addition she shall wear two red armlets each 1.5 cm wide stitched over the cuff of the left sleeve each 1 cm apart.

11. **Second :** A Second is a Ranger appointed by the Ranger Mate to assist her, in her duties. Second shall wear the uniform and badges as a Ranger and in addition she shall wear one red armlet 1.5 cm. wide stitched over the cuff of the left sleeve, 1 cm. above the lower edge.

12. **Team Council :**

- (i) The Team Council shall consist of **warranted Ranger Leader and Assistant Ranger Leaders**, Ranger Mates and such other Rangers as may be elected by the Team. Any one of the Ranger Mates or Ranger will be the Chairperson of the Team Council and one of the members shall function as Secretary.
- (ii) The Team Council shall deal with planning programmes and matters of discipline administration and finance of Ranger Team.

Note : When the size of the Ranger Team does not warranted formation of a Team Council, the whole team may function as Team Council provided, however that the matters relating exclusively to Rangers Aspirant and Ranger shall be dealt with by these Rangers themselves.

13. The Ranger :


- (i) A girl whether previously guide or not, who is a citizen of India and who completed 15 years and not 25 years of age may be enlisted as a Ranger Aspirant. She shall than pass the Guide Pravesh test, if she is not already a Guide. She shall then take the Guide Promise and Subscribe to the Guide Law and then she will be enrolled as a Ranger. If she is already a Guide she shall reaffirm the Guide Promise
- (ii) There are three stages in the career of a Ranger namely;
 - (a) Ranger Aspirant
 - (b) Ranger and
 - (c) Ranger -in-Service.
- (iii) **A Ranger Aspirant can be invested as a Ranger only after completion of fifteen years & three months of age and should have worked for three months for Pravesh Test.**

14. Ranger Aspirant :

- A. She must have completed Fifteen years of age.
- B. A Ranger Aspirant who had been a Guide or who on admission as Ranger Aspirant passes Pravesh Badge test as laid down for Guide shall wear uniform as a Ranger.

15. Tests for Pravesh :

- (i) **Read Scouting for Boys**, Girl Guiding in India and books on Rangering prescribed by the sponsor.
- (ii) Know the principles and programme of Rangering and show preparedness to try to live the Law as interpreted for Rangers and keep the Promise.
- (iii) If a young girl who has never been a Guide and wishes to join the Team afresh, she should qualify for Pravesh requirements of Guide Section and work for at least three months as a Ranger Aspirant before investiture.
- (iv) **Have a knowledge of B.P. Six and Simple Drill.**



SEA RANGER :

In addition to above tests a Sea Ranger will have to qualify for the following :

- (i) Have knowledge of water Safety Rules.
- (ii) Know the DOs and DON'Ts in boat.
- (iii) Have in general knowledge of a boat, a sail, an oar and an anchor.
- (iv) Learn Signalling, by Semaphore method.
- (v) Know about atleast three navigational stars visible in the area.

GRAMEEN RANGER : Tests for Pravesh Badge :

- (i) **Prescribed syllabus for all tests assigned for Rangers will be applicable for Grameen Rangers.**
- (ii) Know the parts of Grameen Ranger Uniform

Note for Grameen Ranger : However, subjects found difficult or not related to Grameen Ranger may be replaced by appropriate local activities/projects with the permission of State Chief Commissioner on the recommendation of District Chief Commissioner & State Organising Commissioner. The area specific alternate activities may be allowed by the State Chief Commissioner and certificate to that effect should be produced in the testing camp.

Note : On completion of the tests to the satisfaction of the Ranger Leader, the Ranger Aspirant shall be invested as a Ranger on making or reaffirming the Guide Promise. She is eligible to wear the Pravesh Badge. The Pravesh Badge shall be a cloth badge with red background and fleur-de-lis in yellow superimposed by the Trefoil with Ashoka Chakra also in yellow in the centre. It shall be worn on uniform in the middle of the left sleeve.

This membership badge is issued by the Local or District Association as the case may be, on the recommendation of the Ranger Leader.

16. **Uniform for the Ranger, Sea Ranger, Air Ranger.**

(a) **COMPULSORY :**

- (i) **Salwar, Kameez and Dupatta :** A Deep Sky Blue Salwar and light blue Kameez of plain non-transparent material. The length of the Kameez shall be up to the knees. The Kameez shall have two patch pockets and two side pockets, half sleeves 8 cm. above the elbow with turned up and stitched down cuffs. 4 cm. wide, open sports collar with epaulettes on both shoulders. The Salwar and Kameez shall not be tight-fitted. The Dupatta shall be deep sky-blue in colour made of plain non-transparent material.
- (ii) **Belt:** Brown nylex belt with the official Brass buckle of the Bharat Scouts & Guides supplied by the National Association.
- (iii) **Scarf:** A scarf of the group colour and pattern other than green, purple and yellow as approved by the Local or District Association shall be worn round the neck and over the collar and epaulettes with the group woggle. The shape of the scarf shall be triangular with a base and two sides, each of the two sides shall have a minimum length of 70 cm. and a maximum of 80 cm.
- (iv) **Socks :** White Colour.
- (v) **Footwear :** Black leather or Black canvas closed shoes **stripe with buckle.**
- (vi) **Hair Style :** Hair locks (Juda) or hairs should be tied with black clip/ band (only for short hair).
- (vii) **Membership Badge:** A cloth badge with red background with Fleur-de-lis in yellow superimposed by the Trefoil with Ashoka Chakra also in yellow in the centre shall be worn in the middle of the left sleeve.
- (viii) **Shoulder Badge :** A shoulder badge 6 to 8 cm. length and 1.5 cm. width with white background and red border, the serial number (optional) and the name of the Group/District/State in red letters shall be worn on the both shoulders just below the seam with a little curve.

- (ix) **World Guide Badge** : World Guide Badge shall be worn in the middle of the right sleeve.
- (x) The Name Stripe containing “The Bharat Scouts & Guides” supplied by National Headquarters may be worn above the right pocket on the Kameez. The size of the stripe should be 11 cm. x 2 cm. the right corner of which would be tri-colour of National Flag of the size of 3cm. x 2 cm. and rest for the Title “The Bharat Scouts & Guides”
- (xi) **Cardigan/Blazer** : When worn it shall be black without any design. Sleeveless according to the season allowed.
- (xii) **Sash** : Deep sky blue sash with 10 cm. be worn on left Shoulder across the chest so, the lower end of the sash will come up to just below the hip level on the right with proficiency badges earned in accordance to the Rangers programme in the ascending order.

(b) OPTIONAL:

- (i) **Camp Uniform** : Deep Blue Salwar, Deep Blue Kameez with the same pattern as mentioned above and deep blue dupatta.
- (ii) **During Outing and Hiking** : Deep Blue Jeans, Sky Blue T-Shirt with collar having a Pocket Superimposed with BS&G emblem, supplied by the National Association may be worn.
- (iii) **P. Cap** can be worn when they go for outing.
- (iv) **A black pouch shall be worn** : The pouch shall not be worn at the time of the Ceremony.
- (v) **Metal Badge** : A metal badge of the Bharat Scouts & Guides may be worn when not in uniform.
- (vi) **Lanyard and Whistle** : White lanyard with a whistle may be worn round the neck.
- (vii) **Jewellery** : No jewellery shall be worn except those enjoined by religion or custom.

17. Scheme for Advancement of a Ranger :

- (i) A girl of **fifteen years** of age can be admitted as **Ranger Aspirant**.


- (ii) A Ranger Aspirant can be invested as a Ranger on completing **Fifteen years three months of age**.
- (iii) **A Ranger Aspirant will work at least for three months to complete Pravesh Test before Investiture.**
- (iv) A Pravesh Ranger will work at least for **six months** to qualify for Nipun Badge.
- (v) A Nipun Ranger will work at least for **nine months** to qualify for Rajya Puraskar Ranger Badge.
- (vi) **A Rajya Puraskar Ranger** will work at least for **one year** to qualify for Rashtrapati Ranger Award.

18. Efficiency Cords :

Ranger Efficiency Cords are made of chiffon threads specially designed will be supplied by National Headquarters. It will be worn under the right shoulder epaulettes extending the cord to the right pocket.

1. After Nipun Badge, a Ranger may earn more proficiency badges.
2. If a Nipun Ranger earns seven proficiency badges in all shall be awarded **Yellow Cord** by the District Chief Commissioner.
3. If a **Rajya Puraskar** Ranger earns twelve proficiency badges in all shall be awarded **Purple Cord** by the District Chief Commissioner
4. If a Rashtrapati Ranger earns five Proficiency Badges not earned before shall be awarded **Tricolour** (Blue+Green+Red) **cord** by the District Chief Commissioner.

19. Test for Nipun Badge :

- (i) Strive for a happy family and undertake responsible family jobs to give relief to the earning members of the family. 
- (ii) Develop in consultation with Ranger Leader for some typical Hobbies/Vocational Activities such as **Tailoring, Beautician, Fashion Designing, Candle Making, Screen Printing, Fine Arts, Hair Dressing,**

Photography, Modelling etc. which should lead for her livelihood and show that she is progressing in them.

- (iii) Participate in group discussion with your team and chair atleast two.
- (iv) Attend at least four **All Faiths** Prayer meetings of team and participate in a **service camp** for one day.
- (v) Have sufficient knowledge up to Tritiya Sopan level of Guide section in Pioneering, Camping, Estimation, Compass, Mapping and First Aid for team outdoor activities and service campaign.
- (vi) Organise games for children in the Mohalla/Village for a month.

OR

Give knowledge of conservation/pollution to the children preferably of your locality.

- (vii) Participate in a debate or a street play on Population Education/Family Life Education.
- (viii) Qualify for any one of the Ranger Proficiency Badge
(1) Literacy, (2) Population Education, (3) World Friendship, (4) Sanitation Promoter, (5) **Civil Defence.**
- (ix) Associate yourself as a Ranger with any nearby Flock or a Company or Local Association or a District Association Campsite for three months.

OR

Render service for three months in an Institution/Village/Slum area/Locality.

(x) **Participate in any one of the following:**

- | | |
|--------------------------|------------------------|
| 1. Rock Climbing, | 2. Trekking, |
| 3. Rafting, | 4. Parasailing, |
| 5. Para jumping, | |

OR

Participate in adventure programme of National Adventure Institute or Other recognized Institutes.

- (xi) a) Have knowledge about the Laws for protecting women.
- b) **Organise “Campaign for Stop the Violence against Women and Girl child”**
- (xii) **Practice B.P Six or Surya Namaskar or Aerobics.**
- (xiii) **Visit a factory in the neighborhood of schools/colleges/ residence to understand the manufacturing process of various products and also to respect the dignity of labours.**

SEA RANGER :

In addition to the above tests, a sea Ranger will have to qualify for the following:

- (i) Swim Fifty meters.
- (ii) Know about pulling or punting a boat.
- (iii) Send and receive simple words using semaphore method of signalling.
- (iv) Know at least three constellations visual in the area:
- (v) Know the National Flags of neighboring countries.

AIR RANGER :

In addition to Nipun tests given above, an Air Ranger will have to qualify for the following :

- (i) Know about a Parachute and Ejection sets in Aircrafts.**
- (ii) Work on an aero model and its maintenance.**
- (iii) Know methods of rescuing a pilot in an Aircraft involved in an accident.**
- (iv) Know the gauges in the Cockpit of an Aircraft.**

GRAMEEN RANGER :

Test for Nipun Badge :

- (i) Existing syllabus for Grameen Ranger to be replaced with the prescribed syllabus for Rangers.
- (ii) **Service to Community :**
 - a) Should know the priorities through survey for the development of her village.
 - b) Should know about the development schemes of the village being carried out by the Government.


- (c) Should render services needed to the community for at least two months.

Note for Grameen Ranger : All tests will be qualified by Grameen Rangers also but wherever the subjects are found difficult or not related for Grameen Ranger may be replaced by appropriate local activities/project with the permission of State Chief Commissioner on the recommendation of District Organising Commissioner & State Organising Commissioner. The exemption certificate should be produced in the testing camp.

Note:

- (i) On completion of the tests to the satisfaction of the independent examiners appointed by Local or District Association, as the case may be, with the approval of the District Organizing Commissioner, **Nipun** Badge is issued by Local/ District Association on the basis of certificates issued by the examiners.
- (ii) **Nipun** Badge is a pair of green shoulder flashes of cotton or wool with letter 'R' in red at bottom and a yellow bar under the letter.
- (iii) The badge shall be worn on shoulder epaulettes.

20. Rajya Puraskar Ranger :

- 1) **Acquire knowledge on the website of Election Commission and help at least two persons to enroll themselves in the electoral roll.** 
- 2) Show further progress in Hobbies and Crafts Vocational Skills.
- 3) Prepare a paper or give a talk on religious tolerance or participate in any religious function other than her own & report to Ranger Leader or Team Council.
- 4) Plan and work for a Project at least for a month in consultation with Ranger Leader to help Children/ Aged/Differently Abled/ Sick persons in an old age

home or at an orphanage or at appropriate place in her locality.

OR

Plan and finance a project with Team members to enrich the life of villagers, staying in a village at least for a week.

- 5) **Render service in an institution/structure/building of public importance/public garden and look after its upkeep at least two hours in a week for at least three month.**
- 6) Study any book on Transactional Analysis and be able to state three Ego states and three types of transactions.
- 7) Have knowledge in
 - i) **Camp craft:-**
 - a. Pitching, striking & packing a Double Fly Tent.
 - b. Layout of a camp with latrine and a camp kitchen.
 - c. Cooking enough meal for two persons using backwoodsman method.
 - ii) **Pioneering:-**
 - a. Tie and show the use of Double Sheet Bend, Scaffold hitch, Bowline on the bight
 - b. With the help of other Rangers, build any one Model Pioneering Project.
 - iii) **Mapping:-**
 - a. Know the Triangulation method and make a map of a small area
 - b. Follow a route for not less than one km and make a map of the route by Road Traverse method.
- 8) **Undergo a minimum three night adventure camp with other Rangers under canvas in an open air or participate in an Adventure programme of National Adventure Institute or State Adventure Institute of Bharat Scouts & Guides.**
- 9) **Be able to present culture and heritage of any region of India through modern audio visual aids.**

- 10) To inculcate the habit of saving into the Rangers, open a bank account and create awareness related to banking operations.

OR

Guide and promote at least one Self Help Group of women from her own locality of village/town/city.

- 11) **Work as “Free Being Me Trainer” for forty eight hours, spread over a period of six months with at least two hours in a week.**

OR

Participate in a sustained community development project at least two hours in a week for six months on any two of the following subjects:

- A. **Promote gender equality and empower women**
 - B. **Reduce child mortality**
 - C. **Improve maternal health**
 - D. **Combat HIV/AIDS, Malaria & other diseases**
 - E. **Ensure Environmental sustainability.**
- 12) **Create an ID in a Social Networking site and be able to communicate with at least ten members of any other states of BSG**
- 13) **Motivate at least three young women of Ranger age and ensure their admission in the Ranger Team and work as sponsor.**
- 14) **Qualify for :**
- a. **Disaster Preparedness Proficiency Badge**
 - b. **Rural Worker or Community Worker or Ecologist Proficiency Badge.**
- 15) **Ambulance Proficiency Badge with knowledge of Cardio Pulmonary Resuscitation (CPR)**

SEA RANGER :

In addition to above tests, a Sea Ranger will have to qualify for the following:

- (i) **Know in general about a ship.**
- (ii) **Send and receive messages in Semaphore.**
- (iii) **Know about the Zodiac in the sky.**

- (iv) Know about the Winds and Tides and Ocean currents in general.
- (v) Be able to read a course on the chart and be able to mark a course on a chart.

AIR RANGER :

In addition to Nipun Tests given above an Air Ranger will have to qualify for the following :

- (i) Know the international Emergency Codes of flying.
- (ii) Demonstrate flying an aero model.
- (iii) Know about rectification of defects in aero models.
- (iv) Know about the Gallantry Awards Instituted in the country.
- (v) Know the principles of fighting a fire in an Aircraft.
- (vi) Have knowledge of the forces acting on an Aircraft in flight.

GRAMEEN RANGER : Test for Rajya Puraskar Ranger

- (i) Existing syllabus for Grameen Ranger to be replaced with the prescribed syllabus for Rangers.

Note for Grameen Rangers: All tests assigned for Rangers will be applicable for Grameen Rangers. However, subjects found difficult or not related to Grameen Ranger may be replaced by appropriate local activities/projects with the permission of State Chief Commissioner on the recommendation of District Chief Commissioner & State Organising Commissioner. The area specific alternate activities may be allowed by the State Chief Commissioner and certificate to that effect should be produced in the testing camp.

Note:

- (i) A Nipun Ranger who has already earned the qualifying badges as per syllabus will have to attend the testing camp organized by the State Association under the supervision of the State Organising Commissioner Guides where the knowledge and skills of a Ranger will be re-tested up to the Rajya Puraskar Ranger Stage. The qualified Ranger will be eligible for the Rajya Puraskar Ranger Certificate and Badge.

- (ii) **Rajya Puraskar Ranger** badge is a pair of shoulder flashes in green of cotton or wool with letter 'R' in red at the bottom and two yellow bars under the letter.
- (iii) The badge is worn in place of the Nipun Badge.
- (iv) **Rajya Puraskar Ranger is awarded by the Governor or Patron/President of the State Association.**
- (v) This award is presented by the Governor or Patron/President of the State Association on the recommendation of State Chief Commissioner **and can be withdrawn under compelling circumstances by State Chief Commissioner.**

21. Rashtrapati Ranger Award :

- A. (i) The Rashtrapati Ranger Award is awarded by the President of India.
- (ii) As a Rajya Puraskar Ranger, she will work at least for one year to qualify for the Rashtrapati Ranger Award.
- (iii) A Ranger is not eligible to qualify for Rashtrapati Ranger Award on completion of twenty five years of age.
- (iv) **The Warranted Ranger Leader irrespective of her training qualifications shall inform the National Headquarters through proper channel on a prescribed registration form available at SHQ/BSG Website that Rajya Puraskar Ranger is preparing for Rashtrapati Ranger. In the absence of a Ranger Leader, an Assistant Ranger Leader can also recommend.**
- (v) A Ranger Leader will recommend only up to 25% Rangers of the total Census of the unit (not exceeding 24) for Rashtrapati Ranger Award in a year. Special Cases could be recommended by the District Chief Commissioner and State Chief Commissioner subject to **maximum of 50%** in a year. At the time of Rashtrapati Award Testing Camp a Ranger will produce her individual progress card.



- (vi) The **Chief National Commissioner** who is the authority to grant the Rashtrapati Ranger Award shall issue from time to time suitable directions in respect of the badge tests, services etc.
- (vii) This award is presented by the President of India on the recommendation of **Chief National Commissioner** and can be withdrawn under compelling circumstances by **Chief National Commissioner**.
- (viii) **Rajya Puraskar Ranger, who has already fulfilled all required conditions, will have to be tested at State Level and certified by the State Organising Commissioner concerned before coming for Rashtrapati Ranger Award Testing Camp organised by the National Association under the supervision of the concerned Asst. Director.**
- (ix) The Rashtrapati Ranger Award shall be worn on the left sleeve surrounded by proficiency badges which qualify for the same.

B. Tests for Rashtrapati Ranger Award :

- (1) Choose any one of the following and discuss in the Team Council and submit a report based on statistics and data collected for approval:
 - i) Any subject on Current World Affairs.
 - ii) **Any two Regions of World Association of Girl Guides and Girl Scouts (WAGGGS).**
 - iii) National Affairs i.e. Our Government/National Development plans and schemes/National Educational Policy/Service Organisations/Cooperatives etc.
- (2) Undertake a Community Development Project on Health or Food Production or Environment or Sanitation or a project suited to the particular area with the approval of Team Council for at least three months with the Team and submit a report to the Team Council.
- (3) Render service at least for five days in a camp at District/State/**National Level**.

- (4) Participate in Community Service Project for not less than **thirty hours** spread over a period of **at least two months** and should work once in a week.
- (5) **Participate in an Adventure Programme/Trekking programme organised by the State/National Headquarters**

OR

Participate in any International Event out of India

OR

Participate in International Adventure Programme at NAI.

- (6) **Show further progress in the advanced skills and vocational activities.**
- (7) **Develop Internet Friendship with at least twenty members of the movement of other states as well as other countries.**

OR

Be a member of Messenger of Peace and upload at least five projects on the MoP website.

OR

Establish a Geet Manch through team and Sing Songs from publications of BSG such as Geet Bharti, Swarn Swar Lehri, Patriotic Songs, Songs promoting Secularism and National Integration etc. at public places in a village/town/city for ensuring visibility of the Movement.

- (8) a) **Qualify for Disaster Management Proficiency Badge.**
- b) **Qualify for any one of the following Proficiency Badges**
 - (a) Hostess
 - (b) Fashion Designing
 - (c) Information Technology
 - (d) Journalism
 - (e) AIDS Awareness

SEA RANGER

In addition to above tests, a Sea Ranger will have to qualify for the following :

- (i) **Dive, swim atleast ten meters under surface.**
- (ii) **learn how to rescue a drowning person.**

- (iii) Have in general knowledge of shipping in our country.
- (iv) Have in general knowledge about our Navy and its Ranks.
- (v) Know about ten constellations beyond the Zodiac.
- (vi) Know about any three methods of splicings and ten knots (bends and hitches) used at sea.
- (vii) Conduct with safety precautions a chartered cruise of children for a distance not exceeding four kilometers.

AIR RANGER :

In addition to Rashtrapati Ranger Award tests given above an Air Ranger will have to qualify for the following:

- (i) Demonstrate skills in Aerobatics with an aero model.

OR

Have an experience in a glider for three times or in an aircraft for a minimum of half an hour.

- (ii) Mark the International Airfields/Aerodromes on a World Map.
- (iii) Have knowledge about the military aircrafts used in the neighbouring countries.
- (iv) Know about the Signals used by W.T., R.T., A.L.D.S., L.M.A., cartridges and smoke bombs.

GRAMEEN RANGER : TEST FOR RASHTRAPATI AWARD

Existing syllabus for Grameen Ranger to be replaced with the prescribed syllabus for Rangers.

Note for Grameen Ranger: All tests assigned for Rangers will be applicable for Grameen Rangers. However, subjects found difficult or not related to Grameen Ranger may be replaced by appropriate local activities/projects with the permission of State Chief Commissioner on the recommendation of District Chief Commissioner & State Organising Commissioner. The area specific alternate activities may be allowed by the State Chief Commissioner and certificate to that effect should be produced in the testing camp.

Note:

- i) Rashtrapati Ranger Award is presented by the President of India on the recommendation of **Chief National Commissioner** and **can be withdrawn under compelling circumstances by the Chief National Commissioner.**
- ii) The **Chief National Commissioner** who is the authority to grant the Rashtrapati Ranger Award shall issue from time to time suitable directions in respect of the badge tests, services etc.
- iii) On completion of the requirements successfully a Rajya Puraskar Ranger shall record her attainments for the Rashtrapati Ranger Award on a prescribed form and submit the same to the National Headquarters through proper channel. The Ranger must, in the opinion of the Team in Council be setting a personal example of Guide way of life.
- iv) The **Chief National Commissioner** shall approve the Rashtrapati Ranger Award on basis of certificates of the examiners and on the recommendations of the Team in Council, the concerned District Commissioner and the State Chief Commissioner.
- v) On approval of the **Chief National Commissioner**, the Rashtrapati Ranger Award Certificate is presented at a formal ceremony by the President of India.
- vi) The Rashtrapati Ranger Badge is worn on the left arm.
- vii) Even if a Ranger has undergone any training course of the Unit Leader, **she will be eligible for Rashtrapati Award.**

22. Ranger Proficiency Badges :

Group 1 -

Physical Health

- i) **Athlete**
- ii) **Boxer**
- iii) **Climber**
- iv) **Explorer**
- v) **Free Being Me**
- vi) **Gymnast**
- vii) **HIV/Aids**
- viii) **Pollution Control**

- ix) **Rambler**
- x) **Rock Climber**
- xi) **Sanitation Promoter**
- xii) **Self Defence**
- xiii) **Sportsman**
- xiv) **Yoga Instructor**

**Group 2 -
Character**

- i) Family Life Educator
- ii) Heritage
- iii) **Personality Development**
- iv) **Public Speaker**

**Group 3 -
Hobby**

- i) **Beautician**
- ii) **Cell Phone Mechanic**
- iii) **Computer Operator**
- iv) **Desert Folk**
- v) Fashion Designer
- vi) **Fine Art**
- vii) **First Aider**
- viii) **Hair Dresser**
- ix) Hostess
- x) Information Technology
- xi) Journalist
- xii) **Tailor**
- xiii) **Modeling**
- xiv) **Motor Mechanic**
- xv) **Photographer**
- xvi) **Web Safety**
- xvii) **World Friendship**
- xviii) **Journalism**

**Group - 4
Service**

- i) AIDS Awareness
- ii) **Ambulance**
- iii) Blood Donor
- iv) Civil Defence

- v) Community Worker
- vi) **Disaster Management**
- vii) Disaster Preparedness
- viii) Population Educator
- ix) **Rural Worker**

**Group 5 -
Conservation**

- i) Ecologist
- ii) **Energy Conservation**
- iii) **Forester**
- iv) Soil Conservation
- v) World Conservation

(B) For Sea Rangers Only :

- (i) First Knot
- (ii) Second Knot

(C) For Air Rangers Only :

- (i) Air Host
- (ii) Airman
- (iii) Air Mechanic
- (iv) Air Spotter
- (v) Aviator

NOTE :

- (a) The test for the badges are given in the Appendix.
- (b) These Proficiency Badges shall be issued on the basis of the certificates of qualified and independent examiners appointed by the Distt. Training Commissioner from the Panel of examiners approved by the Local or District Association.
- (c) All these Proficiency Badges, unless otherwise stated, shall be worn on the sash in parallel rows, in ascending order from Nipun to Rajya Puraskar Badge.
- (d) All Proficiency badges of the Ranger section shall be in red on white background.

23. Ranger-in Service :

- (i) During the Ranger in service stage, the Rangers will participate in various



Service Projects taken up by the team. However, on completion of Ranger stage she will embark upon definite jobs of service to the Community either within or outside the Movement.

- (ii) The Service Project undertaken by the Rangers individually or in groups will be of sustained nature and a record of it will be maintained by the team.
- (iii) Ordinarily on completion of 25 years of age, a Ranger should take up the responsibility of Adult Leadership in the Movement.

24. Hikes, Treks and Camps for Rangers: Rules for “Guide Section” shall apply.

The words and sentences printed in “**bold letters**” are the **amendments** unanimously approved in the 64th meeting of the National Council held on 30th November, 2014 at the Bharat Scouts & Guides, National Headquarters, New Delhi.

CHAPTER IV

SPECIAL BRANCHES

(A) Extension Guiding :

1. A Guide of the extension branch is one who suffers from physical or mental handicap such as blindness, physical deformity or mental deficiency.
2. A handicapped person is eligible to become a Guide. The rule applicable to a Guide with such modification as may be necessary and special rules laid down from time to time in Appendix shall apply to such an extension Guide.
3. Group of extension Guides may be formed in a hospital, institution, colony or school; an extension Guide may also become a member of a regular Guide Group; a Group of extension Guide shall function under the jurisdiction of Local or District Association as the case may be.
4. An extension Guide shall pass tests prescribed for a Guide except those from which she is exempted in view of her handicap, in such case she shall pass the alternate test or tests prescribed for an extension Guide.

(Explanation: The word 'Guide' shall include a 'Bulbul' as well as 'Ranger')

(B) Sea Guiding Branch :

- (i). Sea Guide and Sea Ranger
 1. Sea Guides shall form a Sea Guide Company. Sea Rangers shall form a Sea Ranger Team.
 2. There shall be separate Groups for Sea Guides and Sea Rangers.
 3. Ordinarily, Sea Guide Company and the Sea Ranger Team shall form part of the Local or the District Association as the case may be. Provided, however, with the approval of the State Chief Commissioner, a separate Local or District Association, as the case may be, formed

of Sea Guide Company and Sea Ranger Team with a view to impart special instructions in water Craft.

4. Sea Guide Company or Sea Ranger Team or Local or District Associations, as the case may be, shall forward to the State Association, through proper channel rules in regard to :
 - (i) Inspection of boats or boat used by Sea Guides and Sea Rangers.
 - (ii) Restriction of said area and the number of persons such boat may carry.
 - (iii) Provision of air tanks, life belts and other safety devices.
 - (iv) Competent person being placed in charge of such vessels.
 - (vi) Care and maintenance of the vessels.
5. Instructor in watercraft shall be a person qualified for the purpose.
6. A current valid certificate about seaworthiness of the vessel is necessary.
7. A 'Charge Certificate' is equality necessary.

(C) Air Guiding Branch :

Air Guide, Air Ranger :

1. Air Guide or Air Ranger shall be instructed in air activities. Air Guides and Air Rangers shall form a separate Air Guide Company and Air Ranger Team.
2. Ordinarily Air Guide Company and Air Ranger Team shall function under the jurisdiction of Local or District Association as the case may be. Provided, however with the approval of the State Chief Commissioner a separate Local or District Association may be formed for Air Guide Company and Air Ranger Team with a view to impart special instructions in Air activities . Air Guide Company and Air Ranger Team shall confirm to special regulations issued by the **Chief National Commissioner** in this behalf.

(D) Venture Club of BS&G :

Prelude: A large number of youth in the rural and urban areas are interested in undertaking adventure activities organised by the youth organisations. There is no such youth organisation at the grassroot level to promote adventure activities.

Proposed Venture Club induct to fill up this gap and also to expand the membership of the Bharat Scouts and Guides by retaining the youth members leaving the units on attaining the maximum age limit.

Objectives :

Membership expansion

- to retain outgoing youth in the organisation for a long period.
- to develop leadership competencies in the youth
- to develop physical efficiency
- to promote harmony with nature
- to engage youth in constructive activities in their spare time.

Formation :

The venture clubs will be formed in a locality of village with a minimum membership of 8 members.

Registration :

Each venture club will be required to register with their respective State Association through Local/ District Association with prescribed fee. Each club will be issued a Charter on the recommendation of LA/DA by the state Association.

Office of the Club :

Each club will have an office where its members will meet to participate or to discuss the Programmes and activities according to their plan.

Area :

A Club will be organised for a locality, mohalla, village, factory, institution or a Government Department of public service.

Name of the Club :

Each club will be named after a National Heroine.

Membership :

The membership of the club will be open to all citizens of India without discrimination of creed, caste or religion living in the locality and willing to accept the Fundamentals of the Bharat Scouts & Guides and accept the rules of the club having basic education, sound physic and sound mind. Age 18 and above. Preferably up to 40 years of age, willing member will be invested ceremonially on accepting the Promise and the Law after completion of the Pravesh test requirement of a Guide.

Leadership :

There will be a leader for each club between the age of 25 to 45 years and who has undergone the Course for Adventure Leaders conducted by the National Adventure Institute of the Bharat Scouts & Guides.

Organisation :

Each club will have a Club Committee consisting of:

A Chairman

A Vice Chairman

Secretary (The Leader of the club will be ex. Officio Secretary of the Committee)

Treasurer

2 or 4 members from the Venture Club members.

Functions of the Committee :

- 1. To administer the moveable and immoveable property of the Club.**
- 2. To decide the programme and activities of the club.**
- 3. To accept membership.**
- 4. To raise Funds for the Club.**
- 5. To approve the expedition activities.**

Funds :

The club can generate funds with the help of the local resources confirming to the fund raising rules of the Bharat Scouts & Guides as laid down in APRO PART-I.

Donations and sponsorship can be accepted by the Committees.

The Treasurer will be responsible for the upkeep and maintenance of the accounts of the Club.

Uniform for members of Venture Club :

Cap: - Cap in Blue colour with BS&G Logo.

Shirt - Grey Shirt or T Shirt of BS&G pattern.

Scarf - Specially designed scarf for the unit.

Trousers - Navy blue Pants/Jeans with two additional pocket on both legs beside knees.

Pouch - A black pouch with belt worn around waist.

Footwear - Black Huntershoe or Sports Shoe.

Following will be worn at the time of participating in the adventure activity.

Optional: Knife

Axe

Nails

Rucksack

First Aid kit

Water bottle

Programme of the Club :

Local Games

Kusti -Malkhamb

Adventure games

Wide game/Rush game

Rock Climbing

Skating

Races

Yoga Martial Arts

Adventure Tour

Cycle/ Motorcycle hike

Environmental Education

Expeditions, Night-Hiking	Nature Ramble
Exploring	
Camping	Observation & deduction
Self Defence	Photography
Nature Collection	Swimming

Advanced Adventure Activities

Mountaineering	Skating
Ice- skating	Para- sailing
Gliding	Water sports
Population Education	
Badge	Star Gazing
Rambler Badge	

Guiding activities to be promoted by venture clubs as part of their regular programme.

Prayer	First-Aid
Fundamentals of	
Scouting/Guiding.	Pioneering, Map reading,
Test up to Dwitiya Sopan	Map making, Rescue and
and Nipun,	Fire Fighting, Backwoodsman
	cooking.

Eligibility for Leader of the Venture Club :

The following are the requirements to undergo Course for Adventure Leaders:-

Age :	Strictly between 25 to 40 years.
Qualification :	Minimum Matriculate.
Desirable :	Knowledge of English and Hindi.

Physically fit to undertake the strain of the Adventure Activities .

Duration of the course of Adventure Leaders: 07 days

Including 4 days of adventure programme. Contents of course for Adventure Leaders is incorporated in the Scheme of Training.

BUNNY SCHEME

Back Ground :

Mrs. Lakshmi Mazumdar Former National Commissioner thought of introducing a programme for the children between the age group of 3 to 6 years during the International Year of Child. A Committee was formed and the Bunny Programme was introduced. International Year of Child was the ideal period to launch this project & hence received a great response but later got neglected on account of various reasons. The objective of this theme was to introduce an attractive programme for sub juniors and also to work it as the feeder to Cub/Bulbul section. With same objectives this programme is being reintroduced in the present Boy/Girl programme.

Suggested Age Group :

3 to 6 years both for Boys & Girls.

Name of the Group :

Tamtola (Common for both Boys & Girls consisting of not more than 20 members) ratio Bunny to Leader 10:1 advisable.

Bunny Law :

I shall try to be good Boy/Girl.

Motto :

"Keep Smiling".

Bunny Salute :

The two fingers (middle & fore finger) of both hands raised along the side of the two ears depicting the ears of Bunny.

Uniform :

An apron with Bunny symbol against bright background to be worn over the school uniform or any other dress. The emblem be prepared by the National Headquarters in the form of a sticker badge. A Bunny holding up a carrot in right hand with BSG emblem in the centre of Bunny patch.

Uniform for Bunny Leader :

The Leader will be known as-Bunny Aunty (Bunny Uncle only in exceptional cases). It is suggested that Bunny Leaders can be the privilege of females only, the uniform for the Bunny Leaders will be the same as those of the Adult Leaders of the regular group.

Formation :

All activities will be done in free formation.

Programme :

Bunny programme is based on four sign posts namely :

- (i) Love for God.
- (ii) Love for Nature.
- (iii) Creative Activities.
- (iv) Learning to play together.

These to be achieved through the following activities:

- (i) Develop habits of personal cleanliness & social manners.
- (ii) Cutting parts and assembling simple figure, jig saw puzzle etc.
- (iii) To receive and convey a simple verbal/telephonic message.
- (iv) To receive a visitor and to talk to elders in a courteous way.
- (v) Cultivate Social virtues such as standing in a queue, taking one's turn, keeping the place clean, not spoiling the floor use by the litter bin.
- (vi) Tell one's own full name, address (an telephone number if any) and also full name of his/her father/mother and the name of the Office/School where he/she is working.

Bunny Leader's Training Scheme :

Duration of camp - 3 full days or 2 weekends, minimum number-8,
Who can conduct - Member of the Guide Training Team.

(i) **Bunny Objectives.**

(ii) **Fundamentals of Scouting/Guiding.**

(iii) **Child Psychology :**

- (a) Physiological aspects of Psychology viz. Nervous system, Senses & their functions.
- (b) Motor development - Characteristics of motor development.
- (c) Incentive of speech.
- (d) Development of personality.
- (e) Aesthetic development.
- (f) Values of Play.

1. Activities for Physical development :

- (a) Free movements-Swing, Jungle Jim, Spiral Stairs, Climb on bars. Slide and Sea Saw, Skipping, hopping, imitating the movements of hawks/birds, animals, trees, throwing and catching ball etc.
- (b) Daily activities in life such as - Sprinkling water, filling up water in a bottle, fold a handkerchief, thread the beads, clean the place, arrange the things in proper order.
- (c) Simple rhythmic activities such as drill, exercises, dance etc.

2. Activities for development of senses :

Viz. Sight, smell, hearing, touch and taste.

Activities for mental development

- (a) Be able to talk about him/herself and his/her family, teacher, schools, pets.
- (b) Remember & sing Nursery Rhymes.
- (c) Listen to fairy, Animal & Mythological stories.
- (d) Know the animal from pictures, imitate the cries of familiar birds & animals.
- (e) Action songs, simple group dances, simple dramatization.

(f) Collection of simple but attractive articles.

3. Creative Activities :

Simple handicrafts such as paper cutting, clay modeling, making articles with plasticine, wooden blocks, drawing pictures with crayons, bit pasting etc.

4. Nature observation :

Birds, Trees, flowers, butterflies, feathers, shells a growing plants.

Provision and activities (Games) connected with :

- (a) Mental development.
- (b) Emotional development.
- (c) Physical Welfare of the child.
- (d) Stories, action songs/rhymes on religion and moral training.
- (e) Play-acting.

5. Hand Work : Nature Study

Familiar Birds, Trees, Flowers, vegetables, Fruits & Animals.

Rhymes & Rhythms (Recitation and action Songs).

- (i) Nature and types of songs for children from 3 to 6
- (ii) Rhythmic movements.
- (iii) Variety of songs.

Bunny Leader and her qualification :

- Age 18 Years.
- Aptitude to work with children between 3-6. be able to play, sing and teach simple handicrafts.

APPENDICES

(A) Bulbul Proficiency Badges :

The Bulbul Proficiency Badges are divided into five groups as follows :

Group - I : Character - Collector, Entertainer, Free being me, Gardener, Observer, Story Teller.

Colour of the badge-Khaki with blue border and blue inset.

Group - II : Health : Athlete, Cyclist, Swimmer, Team Player.

Colour of the badge - Khaki with green border and green inset.

Group - III : Handicraft - Artist, Homecraft, Needle-worker, Toy-maker, Book Binder.

Colour of the Badge - Khaki with yellow border and yellow inset.

Group - IV : Service - Cook, First Aider, Guide, House Orderly.

Colour of the Badge - Khaki with red border and red inset.

Group - V : Conservation and Technology -

World Conservation, Heritage Badge, Computer Awareness.

GROUP - I - CHARACTER

1. **Collector** :- Make a collection of one group of objects, neatly and systematically arranged, for a period of at least three months and know something about them. The nature of the collection should be chosen by the Bulbul.



Suggestions are as follows :

stamps, postmarks, picture postcards, matchbox top, crests, feathers, moths, butterflies, leaves or flowers (for the purpose of the last two photographic or carbon reproductions may be accepted). Minimum number of articles to be collected in a group shall be 25.

OR

Keep a scrap book, diary of events etc. for a period of atleast three months.

2. **Entertainer** : Be able to do *any three* of the following:

- (i) Play a piece of simple music correctly on instrument or sing a piece of simple music in a correct manner.
- (ii) Be able to take part in the performance of a skit.
- (iii) Be able to recite an action song with appropriate action and movement.
- (iv) Dress up and play a part in a depicted story or historical event.



3. **Free Being Me** :

4. **Gardener** :

- (i) Take care of a plot of ground not less than 1.50 sq. metre for a minimum period of three months and grow atleast three kinds of vegetables or flowers on it.
- (ii) Be able to name not less than four of each of the following in any area or garden.
 - (a) Trees or shrubs.
 - (b) Flowers or vegetables.
 - (c) Standing crops or weeds.
- (iii) Be able to use the following tools :
Spade, Fork, Shovel, Rake or equivalent implements.
- (iv) Make a scrap book of not less than six pages of pressed leaves, flowers or vegetable. A minimum of twelve subjects to be shown.



Note : In case of Flocks in towns, where gardens are not available, the following alternatives can be taken in place of No. (i) and (ii)


- (i) Care of a window box for three months.

OR

Care for two or more perennial plants in pots for three months.


- (ii) Grow two of the following :
 - (a) A bulb (flower or vegetable) in water, sand or soil.
 - (b) Mustard, cress, peas, melon or beans of flannel or blotting paper.

5. Observer :

- (i) Recognise five Indian animals or birds and observe their habits, know the names and appearances of ten flowers or ten trees or ten shrubs, and know what common places are poisonous to animals and human beings. 
- (ii) Know the seasons at which different kinds of fruits and vegetables can be obtained in their locality and when the main crops are harvested.
- (iii) Find her way to an unknown spot, not more than 300 meters away by following directions given to her by the Examiner (either compass directions or signs made on the ground or land marks or a combination of these).
- (iv) Be able to play a memory game remembering 12 objects out of 16.

Note : It is preferable to select variations of this game which are not used in Guide Company.

6. Story Teller :

- (i) Tell one story in an affective manner to others. 
- (ii) To know a story out of 'Panchtantra' or 'Jatak Katha' and tell to the flock leader.
- (iii) To collect a story from the news paper in your regional language and tell to the members of your Six.
- (iv) To narrate an incident out of the life history of a historical hero or prophet of your State.

Group II - HEALTH

1. Athlete :

- (i) Sprint 45 meters in 10 second.
- (ii) Jump 0.6 meters (High Jump)
- (iii) Jump 1.52 meters (long Jump)
- (iv) Climb a rope or pole or a palm tree 2.13 meters high.
- (v) Throw a cricket ball weighting 152 to 163 gms. to a distance of 13.65 meters and catch one thrown from a distance of 9.10 meters.
- (vi) Balance a plank 13x15 cm and 0.3 m above the ground or walk a distance of 10 meters with the pot on her head.



2. Cyclist :

- (i) Know how to ride a cycle.
- (ii) Know how to clean and oil the cycle.
- (iii) Know how to pump the tube and set the valve.
- (iv) Know the traffic rules of the road.



3. Swimmer :

- (i) Be able to swim 25 meters (any stroke).
- (ii) Be able to float on back for 60 seconds in salt water or 30 seconds in fresh water or tread water for tow minutes in salt water or one minute in fresh water.
- (iii) Swim on back 14 meters.
- (iv) *Be able to "Back duck dive" (i.e. dive while standing in water or swimming), or as an alternative, perform, a "honey pot" (i.e. jump with arm clasped round knees) from a board, bank or boat.*



4. Team Player :

The Bulbul should be habituated to applause the winners, even though she is on the losing side.



Bulbuls are eligible for this badge if they have played games in the sixes and as a

Flock obediently, fairly and unselfishly for a period of three months (12 weekly meetings) and definite record of the date and games must be shown to the District Commissioner and signed by her before the badge is applied for.

GROUP III - HANDICRAFT

1. Artist :

- (i) Draw with pencil, brush, pen or crayon original illustration of any incident or character in simple story (size not less than 18 cm x 13 cm.)
- (ii) Do **one** of the following :
 - (a) Draw from life or memory in pen and ink, or pencil and animal or a human being.
 - (b) Draw from nature a landscape or still life group.
 - (c) Keep a sketch-book for a period of three months and draw atleast 12 sketches.
 - (d) Illustrate a story by means or match stick figures in not less than four pictures.
 - (e) Make a simple greeting card using pencil, brush, pen or crayon.
 - (f) Make a model of human being or an animal (not less than 20 cm. height) of wax, soap, clay or cardboard or any other suitable substance.



Note : The natural bent of the Bulbul is to be encouraged in every way; the spirit and intention of the work is to count as much as adherence to academic rules.

2. Book Binder :

Perform the following Steps to protect her book.

1. Protect her book with cello tap if torned.
2. Cover the book with brown Paper
3. Past the folds with glue
4. Past the name Sticker on Top of the book.



5. Write her name on name Sticker.
6. Write the book name on name sticker with bold Letters.

3. Homecraft :

Thread a needle and sew on a button and carry out any two of the following tests :



- (a) Knit or crochet a useful article.
- (b) Make a piece of netting, good for a bag, hammock etc.
- (c) Work a design in cross stitch on canvass.
- (d) Make a rug or mat on canvass or Hessian.
- (e) Darn a bole in jersey or stocking or mend a tear.
- (f) Wash and iron scarf.
- (g) Make a basket and a sweeping broom.
- (h) Weave a useful article in raffia.
- (i) Weave the webbing of bed.
- (j) Make the "Tatties or Chatai" (straw mat).
- (k) Spin 50 meters of yarn with takli or charkha.
- (l) Paint a wall or floor (village style).
- (m) Make an article of straw, palm, cane, reed or bamboos.

4. Needle Worker :

- (i) Be able to embroider her name in cross stitch or any other stitch.
- (ii) Know *three* of the following stitches; Chain, herringbone, feather stitch, buttonhole, darning, french knot. Some of these may be done as a sample and all should be done large.
- (iii) Make a garment for a child or doll and ornament with one of the above stitches. This should be done without help except for the cutting out.



5. Toy Maker :

Make an article from odds and ends such as fircones, cloth pegs etc. and either a toy of reasonable size such as engine, motor car, doll or animal, or in reasonable correct proportions and colouring composite toy such as farm yard, jungle or animals, cottage with furniture, park with animals.



- (i) Be able to make *any three* of the following :
 - (a) A toy made out of stocking or old material.
 - (b) A toy suitable for a small child or a baby or a scrap book well arranged.
 - (c) A set of dolls furniture (not Pater) or a set of clay birds, animals, fish or insects. Make a doll that flies a kite.
 - (d) Any other toy chosen by herself.

Note : An article presented for Rajat Pankh test must not be admitted for this badge.

GROUP IV - SERVICE

1. Cook :

- (i) Know the simple fire precautions.
- (ii) Be able to lay and light fire in the open.
- (iii) cook rice or chapati and dal or vegetable or fry or poach an egg.



OR

Prepare kichari or dalia.

2. First Aider :

- (i) Know how to clean up and treat a graze.
- (ii) Be able to dress and put triangular bandage on hand, foot and knee and put on large arm sling and tie head bandage correctly.
- (iii) Know how to stop bleeding from the nose.



- (iv) Know how to extinguish fire on clothes and how to treat for minor burns, scalds, choking sting and snake bite.
- (v) Show that she understands the need for summoning adult help.
- (vi) Know the simple treatment for shock.
- (vii) Know simple treatment for sprains, and how to apply wet bandage to a sprained ankle.

3. Guide :

- (i) In Country; know the nearest police station or thana, dispensary, hospital, village, doctor, vaidya or hakim, nearest bus stand, railway station, market, dharamshala or sarai nearest post and telegraph office, rest house and veterinary hospital.



Or

In Town : Know the route to the nearest police station, doctor's residence, chemist's shop, public telephone, fire alarm, bus stand, railway station, petrol station, motor garage, hotel, post and telegraph office.

- (ii) Know how to call for fire brigade, police and ambulance.
- (iii) Be able to give clear and distinct directions to guide a stranger politely and promptly.
- (iv) Know the story of an interesting and historical place in the neighbourhood.

4. House Orderly :

- (i) Clean and tidy a room.
- (ii) Make a bed.
- (iii) Wash up crockery and utensils, and clean windows and brass work.
- (iv) Peel potatoes and boil or fry them.
- (v) Prepare tea or coffee or any other hot drink.



GROUP V - CONSERVATION AND TECHNOLOGY

1 World Conservation :

1. Complete any three of the following :

- (i) Visit a zoo, botanical garden, natural history museum or see a film about wild animals and tell examiner about her observation.
 - (ii) Own a pet for atleast three month and look after it.
 - (iii) Take part in litter chase in a public park, a garden school premises or any other public place for three hours utilizing one hour at a time.
 - (iv) Take part in a Flock Expedition involving nature study and make a log of her collections.
 - (v) Make, set up and maintain a bird bath and bird feeder.
 - (vi) Build and put up a den box for birds.
 - (vii) Plant shrubs or grass on area where there is no vegetation, cover and look after it for at least three months.
 - (viii) Make a compost heap in the backyard or garden.
 - (ix) Demonstrate the danger of soil erosion and the preliminary steps which could be taken to prevent it.
2. Should improve her environment by planting a tree, or a small grassy lawn or any other plant our-doors, in a box on a balcony or indoors in flower pots.
3. Carry out one of the following projects :
- (i) Keep a scrap book and tell the examiner about any five animals in a zoo, their country of origin, feeding habits and details of special care they needs in the zoo.
 - (ii) Together with a friend arrange for the members of her Flock a nature trail.



- (iii) Choose a wild animal or a tree, fish or bird, Discover all she can about it and report her discoveries to the examiner.

Note :

- (i) The badge is accompanied by a special certificate signed by the State Chief Commissioner.
- (ii) The badge shall be worn above the line of the right pocket.

2. Heritage :

The Bulbul should understand the basic components of their own local culture :

They may compile their study in the form of an Illustrated scrap book.

1. Physical Environment of their locality (famous hills, rivers etc.)



Common Trees

Common plants and their uses

Common birds

Flora & Fauna of the region

2. She should first know & understand his/her own cultural identity & Heritage-family, tradition, customs etc.
 - (a) Scrap Book containing items like a “Family tree” tracing ancestors may be prepared. (b) Participation in local festivals recorded in photographs or description.
 - (c) Traditional songs & dance. (d) Food prepared in that culture. (e) Traditional costumes.
- (ii) Arts of their locality Buildings Places of worship, Music, Musical Instruments, Dances Puppetry, Food, Costumes then and now.
- (iii) Practical work
 - Visits to local monuments and museums.
 - Learning a traditional craft of the locality like pottery, rangoli etc.

– Enacting stories and local legends.

3. Computer Awareness :

- (i) Have knowledge of Brief History of Computer and its latest development.
- (ii) Acclimatization with computer components & peripherals.
- (iii) The best use of computers in Scout/ Guide activities.
- (iv) Knowledge of the commonly used packages.
- (v) Perform the following :
 - (a) Use Floppy and the hard disc in the computer.
 - (b) Booting and shut down of computer.



(B) GUIDE PROFICIENCY BADGES

Holder of a Proficiency Badge should always keep her knowledge up to date. If not found so by an appropriate authority, the badge can be withdrawn.

1. Aids Awareness :

- (i) Know & understand the modes of HIV transmission and the modes of prevention.
- (ii) Know the natural history of the disease.
- (iii) Know the steps taken by the health authorities towards preventing its spread.
- (iv) Plan a programme of public awareness regarding.
 - (a) The dangers of contracting the disease.
 - (b) Modes of Transmission.
 - (c) To dispel myths & disinformation regarding HIV infection & AIDS.
 - (d) Methods of prevention in the individual & in the Community.



2. Alpana or Rangoli :

- (i) Be able to do Alpana as an art of home decoration with the powdered rice or chalk, on mud, cement or stone floor.
- (ii) Be able to describe atleast two occasions when homes are thus decorated.
- (iii) Be able to explain the symbolism of any two selected Alpana patterns.
- (iv) Collect Alpana designs and paints on one of the following :
 - (a) Paints wood e.g. a stool, a bowl.
 - (b) Paint pottery.
 - (c) Embroidery, e.g. a bag, a blouse.




3. Ambulance :

(Red Cross on blue ground with green ring).

To be worn on both shoulders, below the shoulder badge.

- (i) Be able to answer questions from Dwitiya and Tritiya Sopan Tests for first Aid.
- (ii) Know how to deal with bleeding major and minor.
- (iii) Diagnose and bind a broken limb.
- (iv) Know how to deal with choking by Heimlich's manoeuvre.
- (v) Demonstrate mouth-to-mouth resuscitation.
- (vi) Demonstrate how to improve a stretcher, and apply a roller bandage.
- (vii) Demonstrate how to send a correct message, verbal, written or by telephone.
- (viii) Demonstrate two methods of carrying a casualty with one first aider and two more methods of carrying a casualty when there are two First Aiders.



4. Archer :

- (i) Make bow and arrow with which...
 - (a) She shall score at least 45 meters regulation 1.20 m. target 60 points with 30 arrows.
 - (b) She shall also score on such a 1.20 m. target, at 36.5 meters 10 points with 30 arrows.
- (ii) Know something of the history of archery and the principal archer of the past and present times, with their records.
- (iii) Teach archery to at least 3 more guides for a week or in a summer camp.



5. Artist :

- (i) Draw one of the following at examination, bringing the other two drawings for criticism.
 - (a) From memory, stating on the drawing, when the guide saw the object drawn.
 - (b) Some Visible object (e.g. landscape, figure, still life etc.)
 - (c) An imaginative drawing.
- (ii) Demonstrate her interest, practice and proficiency in one of the following :
 - (a) Design a simple pattern suitable for a wall paper, carpet embroidery, ceramics metal work or woodcarving.
 - (b) Do a drawing in pencil or black and white or water colour depicting a scene from the history of the Guide Company.
 - (c) Do a plate in enamel painting, or a plate "filled in" (cleanliness of hands, of utensils and the choice of brushes, palette, knife, etc. will be taken into consideration).



- (d) Modelling clay, plastic or wax a base relief commemorating a brave deed.
- (e) Model a human figure or animal originality and efforts should count as high as actual models.
- (f) Design poster or a village scene.

6. Athlete :

- (i) Have an easy upright carriage and be able to walk and run well.
- (ii) Show proficiency in two of the following and knowledge of the rules.



One to be taken from each group.

- (a) Rounders, Tennis, Cricket, Badminton, Football and Golf.
- (b) hockey, Lacrosse, Netball or Basketball, Touch and pass.

N.B. : Swimming 2704 meters in 24 seconds, knowledge of two strokes and be able to dive, may be substituted for any one game in Group (a).

- (iii) Throw a Cricket or rounders ball in good style 22.6 meters.
- (iv) Play a stalking game.
- (v) Jump 2.74 meters in height in good style (over a bamboo) or run 90.14 meters in 15 seconds.
- (vi) Skip for one minute continuously turning the rope backwards.
- (vii) Take a 5 km. walk in one hour.

OR

Follow up a track of 1 km. in a reasonable time.

OR

Where neither of the above is possible demonstrate two team games not included above.

The tests for Guides over 16 would be altered in :

Length of throw 74.67 meters.

Height of Jump 3 meters.

A Guide who chooses (b) should show 6 steps walk 6.5 km. in 11/2 hours.

7. Basket Worker :

- (i) Produce two of the following.
- (a) Market Basket.
- (b) Mat (diameter not less than 15 cm.)
- (c) Work basket (base not less than 15 cm.)
- (d) Waste paper basket.



Each article to be made entirely by herself in a different kind of basket work, cane, raffia, straw willow, grass, palm leaves, etc.

- (ii) Have a general knowledge of the raw material used, how it is obtained, and how it is prepared for working.

8. Bee Master :

- (i) Have a knowledge in practice of swarming, dividing and uniting hives artificial feeding and management generally.
- (ii) Own a hive and maintain a colony for at least six months or more and have extracted 1.35 kg. (3lb) of honey from his own hive.
- (iii) Prepare his own bee hive box.
- (iv) Involve five or six rural/slum youths and encourage them to start their own bee hives.
- (v) Get in touch with Agricultural Departmental people and ask for further advice.



9. Beautician :

1. Have knowledge about the job responsibilities of a beautician.
2. Visit a nearby beauty parlour and gather information about the spa treatments such as massages, facials etc.



3. Have knowledge about products such as moisturisers to sooth dry skin, shampoos for different types of hair and soaps for different types of skin.
4. Be able to dress up a Guide/Bulbul for a cultural event.

10. Bird Warden :

- (i) In her own district with regard to bird life in general, know the chief dangers (including egg collectors) to which it is exposed, and social customs, ideas or superstitions which threaten its existence, and any laws passed, or practical steps to protect it.
- (ii) Be able to construct three types of nest boxes for different species of birds, and know how they should be used to the best advantage.
- (iii) Feed birds in her district for at least three months by means of food houses, food tables or food sticks.
- (iv) Produce a note book and be familiar with the habits, calls and appearance (plumage, size etc.) of the national bird (Peacock) and seven varieties of birds in her district.
- (v) Keep a record of one bird (other than national bird) and its nest for at least three months giving particulars as; Name of the bird, date when first seen or heard, date of finding nest, kind of tree or bush or tussock, height above the ground, number of eggs or young, date of leaving nest and remarks.



11. Boatman :

- (i) Be able to row a boat single handed.
- (ii) Be able to tie eight knots blind-folded, and bring a Truk's head made by herself.
- (iii) Do one of the following :
 - (a) Row a boat with others.
 - (b) Put with Pole.



- (c) Scull over the stern.
- (d) Manage a canoe single handed.
- (iv) Steer a boat under oars and bring her alongside a vessel or landing stage and make her fast.
- (v) Swim 45 meters.
- (vi) State direction by sun and stars.
- (vii) Box the compass.
- (viii) Know the common nautical terms used in connection with rowing boats, and the flags of the merchant service of the different nations and those of the new International code of Signals.

12. Book Binder :

Perform the following operation in the binding of a book.

- (i) Prepare the parts of sections for sewing and sew sections on tapes.
- (ii) Fold and paste on end papers, glue up and line with mull round the back and add second lining.
- (iii) Cut boards and cover with cloth or paper and put book into case.



13. Braille :

Transcribe from print with not more than ten errors in three large sheets and ready by sight or touch Grade I including poetry, interlined on written both sides.



14. Camper :

- (i) Have slept three nights in the open under canvas at different occasions out in camps.
- (ii) Know the requirements in regard to personal kit for a weeks camp and for a weekend hike.



- (iii) Know the minimum requisites in kit, utensils and rations required for a patrol for a weeks camp.
- (iv) Demonstrate how to pitch, strike and pack a patrol tent.
- (v) Know how to select site and describe a rough plans as how to play out a camp for patrol.
- (vi) Understand the use and care of an axe.
- (vii) Know proper method of (a) Storing food (b) disposing off refuse (c) camp cookery and (e) purification of water.

15. Camp Warden :

- (i) Have camped atleast for 10 nights on four occasions.
- (ii) Have assisted as a full time Quartermaster of a Summer camp of Guides.
- (iii) Have assisted as permanent Camp Warden in her duties for 3 days.
- (iv) Must be able to know about “Tent Craft” and the ways of keeping Camping and Training material safely.
- (v) Must be able to maintain a Camp Library.
- (vi) Must have a fair knowledge of Camp Sanitation.
- (vii) Have sufficient knowledge about first aid and ways to seek help in emergencies.
- (viii) Must be able to estimate, purchase, issue and supervise the cooking materials and distribution of food to campers in a camp.



16. Cancer Awareness :

- (i) Recognise *Carcinogens encountered in daily life.
- (ii) Know the broad outlines as to how Cancer Patients are treated and **palliated.




- (iii) Draw up a plan to create public awareness for the following :
- The "Seven" signs & symptoms of Cancer.
 - Cancer is curable if detected early.
 - Avoidance of harmful habits which could cause cancer.
 - To dispel the myths attached to Cancer.

*Carcinogens - any substance that produces Cancer.

***Palliated to make disease less severe without removing its cause.

17. Child Nurse :

- Green Cross on blue ground.**
 - Fed, and the necessary cooking.
 - Kept clean in person and clothing.
 - Kept in healthy surroundings.
 - Given rest and exercise.
 - Kept happy through self control and occupation.
- The Guide must have knowledge of elementary sewing.



18. Chorister :

- Sing one folk song, and one unison song of own choice.
- Sing a descant or round.
- Show a list of other Songs learnt during the previous six months.



Note : All the songs should be sung from memory. Mark to be given for variety and excellence of choice.

The badge may be sewn on the patrol flag when at least two thirds of the patrol have passed the test.

19. Citizen :

- (i) Must know the basic qualification of voter and how to vote.
- (ii) Know.
 - (a) Powers and functions of the President, Vice-President of Indian Union and Governors in the States.
 - (b) Functions of the Lok Sabha, Rajya Sabha, Vidhan Sabhas and Vidhan Parishads.
 - (c) Functions of local bodies such as Municipality, Local Board (Zilla Parishads, Cantonment Board and Panchayats with special reference to her own area).
- (iii) Know the functions and working of the State and Local administration.
- (iv) Have a general knowledge of the working of the Judicial system of the country.



20. Civil Defence :

- (i) Know the details of Civil Defence Organisation Service existing in the Mohalla or area and within a radius of one kilo meter around the residence, the school or the place of work, for instance the name of the Warden, the location of the Warden's Post, the First Aid Post, the dispensaries, hospitals and other A.R.P. Services available in the area.
- (ii) Know how to fill in the Report form correctly in respect of emergencies and send the written reports to Warden concerned.
- (iii) Know the first aid treatment and the methods of rescue in case of casualties that are likely to happen in air aid raids and such other emergencies.
- (iv) Know the methods of fire fighting.



- (v) Produce a Certificate of having registered her services with the Civil Defence Organisation of the Mohalla or area and of having received Training in one of the following Civil Defence Services :
- (a) Fire Fighting Squad.
 - (b) First Aid Party.
 - (c) Rescue Party.
 - (d) Messenger Service &
 - (e) Tele-Communication.

21. Climber :

- (i) Have Completed the age of 14 years.
- (ii) Have a knowledge of mountainous area covering at least 2 Km. radius and know the routes to the summit or peaks and know the nearest telephone and doctor in case of emergency.
- (iii) Find the way to given point in a mountainous area using a compass and Survey of India map (or its local equivalent) and display climbing ability.
- (iv) Know the First aid treatment for fractures, dislocation, bruises, concussion, shock and know the method of transportation of patient.
- (v) Have hiked in a mountainous area of at least 1,200 meters height for at least five days (not necessarily consecutive).
- (vi) Should have obtained the Rock-climbing Certificate of a recognised course.



22. Community Singing :

- (i) Sing two songs either in your Mother Tongue or the Regional languages.
- (ii) Explain the meaning of the above songs. (Regional/Mother Tongue).



- (iii) Sing in correct tune with correct Pronunciation-one song other than Regional language and Mother Tongue.
- (iv) Teach one song to your Patrol/Group and present the same with the Group in a Camp Fire in an Event like Rally.

23. Community Worker :

- (i) Know the process of Community Development.
- (ii) Convince at least 12 young ladies and encourage them to join the movement.
- (iii) Become a liaison between community and other resources of development, (i.e. Banks, Hospitals, Specialists etc.)
- (iv) Help people plan for solving atleast 2 of their basic needs. e.g. Clean Water, School Building, Vegetable Market Place, etc.
- (v) Help in an immunization camp in her village mohalla/ slum.



24. Computer Awareness :

- (i) Have knowledge of Brief History of Computer and its latest development.
- (ii) Acclimatization with computer components & peripherals.
- (iii) The best use of computers in Scout/ Guide activities.
- (iv) Knowledge of the commonly used packages.
- (v) Perform the following :
 - (a) Use Floppy and the hard disc in the computer.
 - (b) Booting and shut down of computer.



25. Computer Skill :

1. Know the origin and history of computers.
2. Have a knowledge about MS office- MS Word, Ms Excel, MS Powerpoint.
3. Create your own presentation about your Patrol/Unit/District and submit a report to your Court of Honour.
4. Have a detailed knowledge about internet.
5. Know about at least 10 websites and its uses and submit a report.



26. Cook :

- (i) Know the necessary ingredients of a balanced diets.
- (ii) Know how to buy provisions, vegetables etc. and draw up priced and dietically sound menu to include quantities required for a camp of a week's duration for at least one patrol of 6 guides.
- (iii) Make a proper cooking place, lay and light a fire using chullah, trench etc. and cook 5 local standard dishes of which two beverages as prescribed by the examiner.
- (iv) Serve food in a proper manner.
- (v) Know how to store provisions in a hygienic manner.



27. Cyclist :

- (i) Must sign certificate that she owns or has the use of a bicycle in good working order, which she is willing to use, if called upon at any time, in case of emergency.
- (ii) Must be able to ride her bicycle satisfactorily and kept it in good running order.



- (iii) Be able to mend a puncture.
- (iv) Must be able to read a road map and repeat correctly a verbal message.
- (v) Be able to mount and dismount on either side or ride a bicycle and lead another.

28. Dairymaid :

- (i) Have knowledge gained by practice of the management of at least one animal (cow or buffalo or goat) and produce a certificate from the parents (if at home) or from the owner where she worked for at least three months.
- (ii) Demonstrate the care of dairy utensils and appliances used in area.
- (iii) Know the milking and sterilization of milk (including pasteurisation).
- (iv) Know the processing of milk i.e. making cheese, butter and ghee.
- (v) Know how to prepare lassi or chhace (butter milk) as a cold drink.



29. Dancer :

Be able to:

- (i) Demonstrate two characteristic national dances.

OR

Improvise at the test skipping or dancing steps to music chosen by examiner.

- (ii) Express in movement three emotions such as joy, sorrow, fear, anger, etc.



A sense of rhythm, grace of movement and vividness of expression will be specially taken into account.

30. Debator :

- (i) Propose at least two motions and oppose at least two others in properly conducted debates.
- (ii) Speak in the course of debate in the presence of the Examiner for at least five minutes on the subject under discussion; have prepared the subject thoroughly and have submitted concise and orderly notes for her speech.
- (iii) Know the ordinary rules of debate and duties and powers of the chairman.



31. Disaster Management :

(Syllabus will be Published Separately)



32. Domestic Services :

- (i) Demonstrate sweeping, dusting, scrubbing out a room properly, keeping floors and walls clean and in good condition, washing up kitchen and food utensils.
- (ii) Clean ventilators, shutters, furniture and windows.
- (iii) Clean and polish : brass, copper, silver and aluminium pots.
- (iv) Show how to remove grease marks, tarpaint and ink stains.
- (v) Serve a meal, according to individual custom for two persons.
- (vi) Must know how to prevent harmful insects such as mosquitoes, ants, moths, cockroaches, white-ants, silver fish and bed bugs.
- (vii) Arrange flowers.
- (viii) Know how to make out and send and receive a money order.



OR

Know how to call up and answer a telephone correctly.

33. Drug Awareness :

- (i) Be aware of the various types of drugs, proprietary or clandestine that can be abused.
- (ii) Understand the terms addiction, dependence, withdrawal and tolerance.
- (iii) Know the dangers to health of drug abuse.
- (iv) Understand how & why people get addicted to drugs.
- (v) Plan a drug awareness programme.
- (vi) Know the different modes of help available to drug addicts.



* Clandestine-kept secret.

34. Ecologist :

- (i) Know about the other agencies working for ecological balance.
- (ii) Enlist the cooperation of a specialist in the vicinity to educate people about this by way of discussions, audio-visuals, etc.
- (iii) Propagate against cutting trees.
- (iv) Organise-Van Mahotsavas in monsoons.
- (v) Educate people about pollution problems in the area.
- (vi) Work for solving any 3 of the following problems :
 - (a) Air Pollution
 - (b) Killing Animals
 - (c) Soil Erosion
 - (d) Tree Cutting
 - (e) Littering
 - (f) Wastage of Water
 - (g) Water Pollution



35. Electronics :

- (i) Have an elementary knowledge of how a thermionic valve works as :
 - (a) H.P. Amplifier.
 - (b) Detector



- (c) L.F. Amplifier in a wireless set, and also how a "Westector" works.
- (ii) Know the functions of condenser, resistance, inductance, reaction and mains rectifier, transformer.
- (iii) Know how to build a cheap mains eliminator.
- (iv) Know how to locate and cure a simple fault in a wireless set.
- (v) Show a working knowledge of moving coil, loudspeakers, both permanent magnet and mains and energized types.
- (vi) Draw a simple diagram showing the way to connect p a state of "resistance coupled". L.F. amplification and another to illustrate the connections of a "L.F. Transformer" and show knowledge of the principles involved.
- (vii) Read a technical diagram, and interpret all symbols ordinarily employed.
- (viii) Have assembled a simple wireless receiver which works satisfactorily and know all the distress signals.
- (ix) Know the methods of charging and looking after accumulators.

36. Embroiders :

- (i) Show two different ways of decorating an edge, such as scalloping, faggoting and hemstitching.
- (ii) Build up a simple border from any two or more of the following stitches.



Blanket stitch, chain stitch, cross stitch, darning stitch, feather stitch, french knot, herring-bone and stem stitch.

N.B. : Play with the stitches is to be aimed at and not mere repetition.

- (iii) Do two out of the following three things.
 - (a) Design and work a piece of embroidery, using suitable material.

- (b) Make a design for the top of blouse of a child's frock or a sari border and embroider it in colour.
- (c) Smock a garment showing two methods of grouping stitches.

OR

Take an embroidery in cut work or applique work for a useful household article.

37. Entertainer :

- (i) Must produce two items up to the standard of the public entertainment, either dancing, singing, playing an instrument, or reciting, mime mono acting (Each to last not less than two minutes).
- (ii) Must be able to entertain Guides for ten minutes with at least two of the following subjects.



Conjuring tricks, playing any portable instrument, character sketches, song with chorus. (Items in part one not to be included).

Note : A high standard should be maintained in Part one which should be emphasised is not for public entertainment. The "Two items" may be of the same nature i.e. two contrasted songs or dances.

Part two is designed for a general campfire or company entertainments, therefore, need not be of such a high standard.

38. Event Manager :

- 1. Know about the process involved in organising an event.
- 2. Organise at least two events with in your Patrol/Unit, assist the event and submit a report.
- 3. Assist in your District/State level Rally for not less than two days.
- 4. Form your own team and organise a sports/cultural event in your locality and submit a report.



39. Farmer :

- (i) Must work on a farm for at least two months only.
- (ii) Have a practical knowledge of modern farm machinery and farm implements.
- (iii) Have a knowledge of improved seeds, fertilizer manures, insecticides, sowing and harvesting.
- (iv) Show an acquaintance with the routines seasonal work on a farm including the care of cattle or horses or sheep or pigs or poultry.



40. Fireman :

- (i) Hold ambulance Badge.
- (ii) Fire prevention :
Have fire prevention knowledge on the following subjects :
Airing, hedding and linen, hot ashes, boiling over of fat, oil etc. candles, children playing with fireworks and matches, gas. (Various) lamps, smoking and dropping lighted matches, petrol, spirit fire, stove oil gas electric.
Flannelette, Christmas decorations, curtain fires, face dresses involving cotton, wool and other inflammable materials, motor-car fires. Seeking for an escape of gas, cleaning house, etc. with spirit, furniture polish, ventilation at fires, celluloid toys and articles, iron, chimney fires, forests and camp fires, electric fires.
- (iii) **Fire Extinction :**
 - (a) Calling the fire Brigade by fire alarm, telephone or messenger.
 - (b) What to do pending the arrival of the Fire Brigade.
 - (c) Use of buckets etc. use of different types of extinguishers.



(d) Use of fire house and hydrants.

(iv) Rescue Work :

(a) Knowledge of secondary means of escape.

(b) Firemans lift and carrying the injured.

(c) Improvising ropes, Chair-knot, lowering of lines.

(d) Jumping sheet, crawling through smoke.

(e) How to drag an insensible person (describe and demonstrate).

(f) How to use a chute escape.

(g) Warning inmates.

(h) Precautions at entertainments, theoretical performances.

(i) How to rescue horses.

(ii) How to call ambulance.

41. Florist :

(i) Know the wild flowers, reeds and grass common in her neighborhood (or for town Guides, in a suitable area chosen by herself), the place in which they are to be found and their habits.

(ii) Have a knowledge of the different methods of seed distribution.

(iii) Know some of the local names, and have a knowledge of the use and properties of twelve flowering plants.

(iv) Make an arrangement using flowers, ferns, leaves, etc. in the presence of examiner.

(v) Know how to preserve and transport flowers.



42. Folk Dancer :

(i) Must have had training in Folk dancing for at least eighteen months.

(ii) Dance twelve folk dances efficiently



recognised by a properly constituted authority or six locally recognised folk dances approved by the D.C.

43. Free Being Me :

(Syllabus will be Published Separately)



44. Friend to Animals :

- (i) Have a general knowledge of the habits , food, and all that tends the well being of the following animals:

Horse or donkey, sheep or goat, dog or cat, bull or camel, cow or buffalo and be able to recognise any form of cruelty or ill-use to which they are subjected.



- (ii) Know in respect of anyone to the above animals; the usual minor ailments to which it is liable, and what simple remedies may be employed.
- (iii) Have kept a pet in good condition of comfort and health.
- (iv) Have an elementary knowledge of what to do in cases of accidents to animals.
- (v) Know the address of the nearest S.P.C.A. office (Society for the Prevention of Cruelty to Animals) or Blue Cross.

45. Games Leader :

- (i) Have a knowledge of and be able to play and direct 4 games of the following :

Indian outdoor games; Tag games' Relay races; Sense training games; Ball games, Individual contests.



- (ii) Have a knowledge of the organisation and method of team competition.
- (iii) Know the value of discipline and sportsmanship in games.

46. Gardener :

- (i) Dig a piece of ground not less than 12 sq. meters. Plant and grow successfully six kind of vegetables or flowers from seeds or cuttings. (In cities where digging is not possible wooden cases or pots may be used.)
- (ii) Know the names of twelve plants pointed out in an ordinary garden; understand what is meant by pruning, budding, grafting and manuring;
- (iii) Demonstrate any one of the following - pruning, budding, grafting.
- (iv) Adopt a public park or a neighbour's courtyard and look after the garden plants for at least 2 months.



Note : In cities roof garden can be the alternative.

47. Good Neighbour :

- (i) Have an elementary general knowledge of the geography and history of at least three states other than her own.
- (ii) During previous twelve months have corresponded regularly with a guide from another state and have camped for not less than three consecutive nights with Guides from other states, either in her own state or theirs.
- (iii) Have a fair knowledge of the people, language, culture, custom, etc. of 3 neighbouring states and prepare a log book to the satisfaction of the examiner.



48. Gymnast :

Guides should not enter for this badge unless they have been taught by a trained gymnast.



(A) Under 16 Years :

- (i) Have a good upright carriage and walk and run well.
- (ii) Perform to command a table of free standing exercises.
- (iii) Be able to jump 1 metre high in good style.
- (iv) Be able to walk along the narrow side of balancing from on bar, both forward and backward with good posture.
- (v) Do three of the following in good style : (a)
Climb a rope at least 4 meters.
 - (b) Somersault through and between two ropes.
 - (c) Hand stand against a wall.
 - (d) Reverse hanging on wall bars or improvised apparatus.
 - (e) Sideways travelling on bar.
- (vi) Do three of the following in good style :
 - (a) Cartwheel on right and left hand.
 - (b) Through vault (i.e. squat).
 - (c) Leap frog over high back.
 - (d) Wolf or Jack-in-the Box.
 - (e) Bunny vault over box or two forms.

(B) Over 16 Years :

- (i) Have a good upright carriage and walk and run well.
- (ii) Be attending gymnastic classes at school or some other approved physical training at least once a week.
- (iii) Perform at table of free standing exercises approved by the examiner.
- (iv) Perform a table of the following in good style on the narrow side of a balancing from of bar.
 - (a) Walk forward throwing and catching a ball at every step.
 - (b) walk sideways without support.
 - (c) Stand on form, lift arms and right leg side-ways, replace, step forward and repeat, raising the other leg.
 - (d) Walk with knees full bent and stretch every third step.

- (v) Perform one of the following groups :
- (a) Climb a rope at least 5 meters. Travel sideways on bar or wall bars both ways.

OR

Travel backwards or bar.

- (b) handstand unsupported.

OR

Under or over somersault on a bar or improvised apparatus.

OR

Reverse hanging vertically between two ropes.

49. Handy Woman :

- (i) Work a sewing machine and understand cleaning, putting in needle, oiling etc.
- (ii) Replace gas or patrol mantles or electric bulbs or clean, trim and fill an oil lamp.
- (iii) If gas, water or electricity are laid on in her own house or school, know and where to turn them off at the main.
- (iv) Thoroughly clean and repaint inside of a bathtub, or table, door, windows or equivalent two coats at least.
- (v) Apply collator to a wall or floor.
- (vi) Repair charpoy or replace newar on a bed.
- (vii) Repair :
- (a) Mosquito-net.
- (b) A bamboo chick.
- (c) China.
- (d) Splice a handle or pole by gluing or whipping.
- (e) Splice a rope.



- (f) Glue wood.
- (viii) At the examination do up a parcel neatly and sharpen knife on a grindstone, whetstone or home. Also do four of the following :
 - (a) Make and attach bed frames for a mosquito-net, or fix curtain rod and hand curtain.
 - (b) Mend a saucepan or equivalent and bring to examination after at least a week's use.
 - (c) Lay linoleum or chatai that reaches to the walls of room.
 - (d) Remake a mattress or quilt.
 - (e) Prepare and replace a door stop or window stop.
 - (f) Renew a washer of a tap.
 - (g) Mount, frame and back a picture (A readymade frame may be used).
 - (h) Stain and polish a wooden article.
 - (i) Make a cupboard out of packing case.
 - (j) Mend a fuse, attach lead wire to a wall plug and repair a severed lead wire.
 - (k) Re-cane a chair.
 - (l) Put a pane in a window.
 - (m) Re-upholster a small chair or stool.
 - (n) Renew canvas on a deck chair.
 - (o) Make a hammock or badminton net or equivalent in netting.
 - (p) White-wash a ceiling.
 - (q) Make a useful article for the house showing the use of screws and correct nails.
 - (r) Handle a primus stove.

The examination can be spread over a period of time so that the guide should do things which are needed in the house rather than produce things for the test.

50. Health :

- (i) Know the general rules of health with reference to eyes, ear, teeth, nose, eating, drinking, sleeping and breathing.
- (ii) Know the importance of keeping lungs, skin, teeth, feet, digestive and pelvic organs in good order.
- (iii) Know the dangers of unhealthy diet and use of tobacco, alcohol and other intoxicating drugs.
- (iv) Know the value of fresh air and how to keep rooms ventilated.



51. Herbalist :

- (i) Make a collection (neatly mounted in a book) of twelve medicinal herbs and twelve herbs used in cooking. Must know where to find them and be able to recognise them readily and know their exact uses.



The collection should contain leaves, roots and skins.

- (ii) Know the medicinal value of at least 6 herbs.

52. Heritage :

The focus at this level is on the state in which the Guide is living; and gaining a national perspective on the diverse richness of India's heritage.

Preparing a scrap book with illustrations and information on the following :



- I. Nature Heritage and Culture Collecting songs, poems, riddles, proverbs, short stories about their state and its natural heritage and the culture unique to the State and Country.

- Seasons and festivals, meaning and significance.
 - Different communities and tribes that live in that state.
 - Physical environment to their locality (famous hills, rivers etc.)
 - common trees of their state.
 - Common plants and their uses.
 - Common birds.
 - Flora and fauna of the region.
- II. Art of India and their State Important heritage buildings
 Places of worship Music Musical instruments Dances
 Theatre forms Puppetry Literature and famous writes,
 poets of their town, Food, Costumes then and now.

III. Practical work

- (a) Visiting monuments museum in the vicinity and maintain a record of it.
- (b) Maintaining an illustrated historical diary of their town or village (any 3 of the following).
 - (i) Preparing a list of museums, art galleries and cultural centres in your district/town.
 - (ii) Visiting monuments and sites in the neighbourhood and identify problems and issue for preservation.
 - (iii) adopting a site in their own locality monument or unique natural feature such as religious place, a lake or temple and looking after if for a period of one month and contribute to keep it clean.
 - (iv) Learn to serve as a guide to the monuments for local school and community.
 - (v) Knowing about the Govt. Department and other Non-Govt. agencies, which are involved in the maintenance and restoration of Indian culture, a art and buildings.

53. Hiker :

- (i) Build and give reasons for so building, three different types of hike fires, and be able to distinguish between various kinds of woods, their relative value as fire wood.
- (ii) Show proficiency in cooking in the open with and without utensils and draw two hike menu.
- (iii) Bring to the examination a pocket first aid case fitted up by herself for a hiking expedition, and be able to give reasons for the choice of its contents.
- (iv) Bring to the examination a log book giving description of previous hikes, illustrated by sketch maps and with notes on observations made.
- (v) Know what precautions to take lighting fires in the open and the responsibilities involved with regard to trespassing gates, crops.
- (vi) Be able to answer questions to deal with following on the way; a stranger, a lost child, animal in difficulties or starving.
- (vii) Know what to do in the event of being-
 - (a) Left in a fog.
 - (b) Caught in a thunderstorm.
 - (c) Left in the neighbourhood of jungle.
 - (d) left in forest fires.
- (viii) Undertake a regular hike of 20 km. on foot or 50 km. on bicycle and submit a report.



Note : The candidate will also be judged left on her method, her kit and its arrangement, and care in cleaning up. The hike party in which the Guide (Guides) are being examined should not be large than one patrol. The examiner should be a qualified person appointed by the D.C.

54. Home Maker :

- (i) Must have risen early, lit a fire or cleaned shoes (her own and some one else's) laid breakfast, made and aired bed satisfactorily for a week consecutively.
- (ii) Know how to clean a fire place or know how to clean properly a gas stove.
- (iii) Understand and have carried out the cleaning of cooking and household utensils, and washing up.
- (iv) Bring to examination a sample of jam, pickles or chutney made at home entirely by herself.
- (v) Be able to mend household linen, clothes, curtain etc.
- (vi) Be able to do shopping and errands for the household satisfactorily.
- (vii) Open a packing case, hang curtains and arrange flowers decoratively.
- (viii) Must bring a certificate from her parents or guardian, stating that she has been tidy, thorough, obedient and helpful in the home.
- (ix) Understand the care of milk vessels.



55. Hostess :

This may be sewn on the Patrol flag of any Patrol where at least four guides have passed the following tests:

Each Guide Should:

- (i) Know how to receive, introduce and bid guest "Good bye".
- (ii) Be able to write a letter :
 - (a) Inviting a guest to stay.
 - (b) Inviting a guest to a meal.
 - (c) Refusing an invitation.
 - (d) Accepting an invitation.
 - (e) Thanking for a visit.



- (iii) State the chief things to remember in entertaining guests.
- (iv) Know how to announce guests and serve meals to visitors correctly.

The patrol should give, a party showing ability to make necessary plans for invitations, arrangement of rooms, including place for wraps, entertainment and refreshments.

56. Interpreter :

- (i) A Guide must show such knowledge of a language as will enable her to act as an interpreter to a person ignorant of her language. She must write a simple letter on a subject given by the examiner, read and translate passage from a book or newspaper in either Esperanto or any language other than her own.
- (ii) Know about the uniform and badges of Girl Guides and Girl Scouts of other nations, least four.



57. Interpreter to the deaf :

- (i) Be able to read finger spelling at the rate of 20 letters a minute.
- (ii) Be able to send finger spelling at the rate of 30 letters a minute.



58. Journalist :

- (i) Produce a report written by herself of company/group activities.
- (ii) Be able to prepare a report of anyone of the following events :
Lecture or address; debate or discussion; party or rally.
- (iii) Should have served as a scribe at least on six occasion.



- (iv) Be able to edit and submit any speech or report to the satisfaction of the examiner.
- (v) Should have served on the editorial staff of a paper or magazine for at least six months.
- (vi) Understand the printer's corrections signs.
- (vii) Prepare a press release on an important event of her group/company.

59. Knitter :

- (i) Must bring one pair of socks or stockings (with heel) knitted entirely by herself.
- (ii) Bring one other useful garment knitted by herself, viz : a cap, hood, pair of mittens with thumbs, pairs of baby boots slippers (or something equivalent).
- (iii) Show ability to follow printed knitting directions or copy from patterns.



60. Lace Maker :

- (i) Must know names of and be able to describe, four kinds of lace, such as : Torchon, Irish, Crochet, Brussels point, Flet, Ground Point, Carickmacross Malines, etc.
- (ii) Mend a piece of lace, real or imitation, very neatly.
- (iii) Make lace according to one of the following sections (a) - (f) for two sections, (g), (h) and (i) using flax not cotton thread :
 - (a) **Bobbin or pillow lace :** Be able to manage at least thirty six bobbins and make five different stitches, and show specimen, including insertions and edging made unaided.
 - (b) **Needle point lace :** Be able to make eight varieties of stitches, and including bars, nicots turtle. Show a piece the work being even and beautiful.



- (c) **Filet or darned net lace** : Be able to make own net and vary design. Show insertion of several squares.
- (d) **Tambour lace** : Know the tambour stitch and be able to work in several colours or an alternative, do a piece of “needle run” with at least eight varieties stitch in the net.
- (e) **Applique on net** : carrickmacross, Applique, Duchess, etc. Show a piece of either style, with lawn or spring applied (the spring to be self made).
- (f) **Tatting lace** : To know single and double thread tatting both or insertion and lace, be able to manage the threads to separate shutting at a time.
- (g) **Knitted lace** : Be able to copy a simple design or follow instruction both in edging and insertion.
- (h) **Crochet** : Be able to copy a simple design from instructions or specimen, show inserting and corner made unaided; one piece to Irish contain rosettes.
- (i) **Netting lace** : Work two doyleys with varying width of mesh and different designs, such a shell or pointed edges.

61. **Laundress :**

- (i) Must wash and finish and bring to examination :
 - (a) A white cotton garment.
 - (b) A coloured cotton garment.
 - (c) A woolen garment or a pair of stockings.
 - (d) Blouse or equivalent or child’s dress with insert sleeves, silk, where possible.
- (ii) Must be able to remove stains and make boiling water starch.



Note : Some parts of this test must be demonstrated in the presence of the examiner.

62. Leather Worker :

- (i) Fix sole and heel to a pair of shoes or chappals sewn or nailed and generally repair shoes, chappals, sandals or leather articles in general use.



OR

- (ii) Dress a sandal, repair traces, stirrup leather etc. and know the various parts of harness in either case, have a knowledge of the different kinds of leather used.

OR

- (iii) In decorative work :

Know the various kinds of leather used. Have knowledge of the tools required and how to use them.

Know how to use and mix the various stains. Produce an article made by herself, such as handbag, wallet or purse, on which must be a design, modelled and stained.

63. Leprosy Control :

- (i) Spread the word by means of audio-visuals that 'Leprosy is curable' and propagate five point programme of the Bharat Scouts & Guides.
- (ii) Recognise the source that can help you in the campaign-skin specialist, National Leprosy Eradication Programme workers, volunteers, etc.
- (iii) Get checking up programme in every educational Institution in the village/mohalla.
- (iv) Educate community to change their attitude towards the problem.
- (v) Enlist the co-operation of medical expert/specialists in educating people in your locality.



64. Meteorologist :

- (i)
 - (a) Make a simple rain gauge.
 - (b) Make a wind-vane-estimate wind speed.
 - (c) Make a thermometer shelter and set up thermometer for measuring air temperature and humidity.
 - (d) Make and keep a weather log for a period of one month.
- (ii) Write an article on the climate or your local area.
- (iii) Demonstrate your ability in weather forecasting using the following methods.
 - (a) Forecasting temperature, precipitation and general weather from wind strength and direction.
 - (b) Forecasting by using an aneroid barometer.
 - (c) Forecasting by noting cloud movement and cloud types.
 - (d) Short range forecasting by using weather lore.
 - (e) Extended range forecasting by using weather lore.



65. Musician :

Note: The Piano, Violin, Ceilo, Veena, Gotuvad, Sitar guitar key board or Flute may be used.

- (i) **Play the National Anthem.**
- (ii) **Play the notes of one of the following Melkarts,**
Karnatic

Hanumatodi Harikamboji
mayamalavagoula Mechakalyani
Natabhairavi Dhirasankarabharanam

OR

Hindustani



Bhupali Intintal
Khamaj in Jhaptal
Bhairavi in Dadra

OR

Play scales and arpeggios on major and minor key.

- (iii) Play Sankarabharana Aditala Varna and Bhairavi Aditala Varna.

OR

Sing or Play the following Thatas and scales :

Kalyani Todi
Purvi Asaveri

OR

Play the March Western.

- (iv) Pass an easy sight reading test Western

OR

Sing or play from sight in the Saragam notation a given musical passage from one of the ragas of the following Bhairavi, Khamaj, Bilahari, Kuntalavarali.

OR

Pass an easy sight reading test from given notations of piece in Kafi. Bhairavi or Khamaj.

- (v) Play two contrasted pieces, one by a classical composer and one by a modern composer.

OR

Play any piece of your own choice.

66. Music Lover :

- (i) Know something of the life and works of any two of the following composers.



Pandit Bhatkhade, Tan Sen, Rabindranath Tagore, Tyagaraja, Bach, Bharati, Vishnu Digamber, Purcell Cecil Sharp, Paluskar.

Beethoven

Any other musician of the Guide's own choice.

- (ii) Know the meaning of :

Karnatic Music : Raga, Sangati, Varna Aditala, Pallavi, Alapana, Gamaka.

OR

Hindustani Music : Rag, Alap, Chartal Dadra, Dhrupad, Thumri, Swar and Sangeet.

OR

Western Music : Opera, Symphony, Trio, Modulation, Transposition, Score, Contralto, Cadence.

- (iii) Keep a record for three months of the songs and compositions learnt.
- (iv) Know the formation of an orchestra and recognise four of the following instruments from pictures.
Violin, Double Bass, Flute, Basson, Horn Trombone, Harp, Cymbals, Veena, Sitar, Tanpura, Gotuvadyam, Mridang.
- (v) Sing or play a song or music piece in one of the following ragas, or composition to be chosen by the examiner.

Karnatic Music : Sankarabharanam, Kamboji, Todi, Kalyani, Bhairavi.

Hindustani Music : Bilval, Khamaj, Kafi, Yamankalyan, Jhinjhoti.

Western Music

- (vi) Produce a certificate from her Captain stating that she has taught her Patrol or Company a folk song, parts, rounds, keerthan, rag, bhajan or local equivalent. (Marks should be given for choice or song).

67. Naturalist :

- (i) Must keep a nature diary with at least 60 entries extending over three months.
- (ii) Must watch a given area for three months, making note of anything which may appear in it, or change in it during that time and discovering as much about the flora and fauna as possible and have done her best to preserve wild life.
- (iii) Must do two of the following :
 - (a) Take a series of six photographs of wild animals or birds from life; have a general knowledge of their lives and habits and know the time when production is necessary.
 - (b) Be able to name 40 different animals, insects, reptiles or birds in a museum, or Zoological garden, or from unnamed coloured plates. Give particulars from observation of lives, habits and appearance-five of them.
 - (c) Make coloured drawings of twenty flowers from life or twelve coloured sketches of animals or birds and a short description giving the name of subject, where the guide saw it, an on what date, with brief particulars of the habits, the sort of place in which it is to be found and the family to which it belongs.
 - (d) Be able to name fifteen trees and show notes from personal observation of their characteristics, use etc. with sketches of their leaves, twigs and flowers.
 - (e) Make a collection of fifty pressed common flowers, with the name, place and date when found written below, making an effort to group in families show knowledge of the rare flowers which should not be picked.
 - (f) Make to collection demonstrating one of the following :



- (i) How seeds are distributed.
- (ii) How plants climb.
- (iii) How plants protect themselves.

68. Nutrition Educator :

- (i) Know the symptoms and main effects of malnutrition.
- (ii) Tell people about the disadvantages of bottle feeding for babies and appeal for breast feeding.
- (iii) Know about the constituents of a balanced meal and preparing food.
- (iv) Educate people to discourage use of non foods like tea, coffee and other drinks.
- (v) Make a nutrition survey in her village/locality and entuse people to contact doctor.
- (vi) Prepare at least three posters to educate people about nutrition.



69. Path Finder :

- (i) Have an intimate knowledge of the locality round her headquarters, including fire and Police Station, General Hospital, Zenana Hospital, Clinics, Welfare Centres, Schools, Post and Telegraph



Office, Railway, Bus and Train routes pillar box and public telephone offices, the principal doctors (general & zenana) motor garages and petrol pumps, cycle repairer.

(In Country only) the nearest good drinking water supply, the name and the house of the village headman and know what duties he performs.

OR

(In town only), principal food and provision merchants, Government Dairies, Tonga and Taxi Stand, Gardens,

Deputy Commissioner's Office, Municipal and Town Hall.

Note : In the above test, a good general knowledge is required which would enable a Guide to direct a stranger to the nearest suitable, hospital, garage etc., In small place her knowledge will have to cover a wider area than that a big town where the post office, etc. would be more frequent.

- (ii) Have a general knowledge of the district to be able to direct a stranger to the principal outlying places within a 40 km. radius.
- (iii) Have some knowledge of the, history of the place and may building or place of historical interest.

70. **Photographer :**

- (i) A Guide must bring to examination photographs taken by herself and developed and printed. The subject must be chosen from at least five of the following :

- (a) Interior.
- (b) Portrait.
- (c) Landscape.
- (d) Architecture.
- (e) Instantaneous action.
- (f) Copy of a photograph, drawing and painting.
- (g) Flowers.
- (h) Birds, animals, insects.



The photographs must have been taken within nine months of examination. All prints must be properly mounted.

- (ii) Must be able to answer general question as to the functions of the different parts of the camera such as lens, shutter and stops.
- (iii) Explain briefly what causes the production of a negative and positive, i.e. a print.

71. Pioneer :

- (i) Know how to construct a camp fire and how to collect, chop and stack suitable firewood. Hold the Cook's badge and cook a two-course meal on a camp fire.
- (ii) Erect screening.
- (iii) Tie the following knots and understand their uses thoroughly in addition to the knots of Pratham Sopan and Dwitiya Sopan tests. Bowline on bight, Cat's paw, Double sheet-bend, Manharness knot, Marline or Lever hitch, Draw hitch or Highway man's hitch, Fisherman's bend or hitch.
- (iv) Pass or repass the Pioneer tests of Pratham Sopan and Dwitiya Sopan.
- (v) Be able to do the following : putting into use the knots and proper lashings; model of a bridge, camp ladder, flag staff, wash stand shelter ridge and hut.



72. Population Education :

- (i) Educate people on
 - (a) The right of the child.
 - (b) The adverse effect of having more children.
 - (i) On children.
 - (ii) On mother.
 - (iii) On family.
 - (iv) On Community.
 - (c) National problems because of population explosion.
- (ii) Motivate 4 persons to accept family welfare programme.
- (iii) Arrange an exhibition with the posters published by UNO on the subject.



73. Poultry Farmer :

- (i) A Guide must have entire charge of a few hens for at least one year. She should know the dimension and be able to draw the plan of a poultry house for the given number of birds.
- (ii) Be able to answer questions on the unity points of sex different breeds.
- (iii) Thoroughly understand the rearing of chickens and duckling, periods of incubation and fattening for market. Be able to discuss the pros and cons of the intensive system.
- (iv) Give details of feeding; should know how to handle and cure a broody hen and a few simple remedies for ordinary vices and diseases.
- (v) Pack birds and eggs for market.
- (vi) Should show yearly accounts.



74. Public Health :

- (i) Know the modes of transmission of the following diseases, Diphtheria, T.B. measles, mumps, whooping, cough, chicken-pox, typhoid, dysentery, diarrhoea, small pox, malaria, plague, ring worm, scabies and cholera.



The measures adopted by the Sanitary Authorities to prevent their spread and the step which should be taken by individuals in case of infection:

Note : Bacteriological and medical details are not required.

- (ii) Know how the importation of the diseases from abroad is guarded against with special reference to immigrants and animals such as rats and dogs.
- (iii) Describe one or more methods of disinfecting a house

and also of eradicating the commoner insect pests such as bugs, mosquitoes, flies from infected house and camps.

- (iv) Describe the necessity and the mode employed in her locality, of collecting, removing and disposing house refuse and rubbish and by pitting trenching and composting. Know all about camp sanitation with reference to kitchen, latrine, drinking water and storage of food.

75. Reader :

- (i) Must have read at least :
- (a) Two books on biographies of great Indians.
 - (b) Two books on adventures, expeditions, travels or scientific achievements.
 - (c) Two books on conservation, population, nature, etc.
 - (d) Two books on religions.
 - (e) Two books on Indian Culture and Heritage.
 - (f) Two books on History of Independence of India.
 - (g) Two books dealing with the personal vocation and interest of the Guide.
- (ii) Know the damages caused to the books by rough handling, moisture, white ants, moths, etc., and how to protect the books from these.
- (iii) Help a librarian or in a library in arranging books or rewriting catalogues.



76. Rescuer :

- (i) Pass or have passed the Swimmer Badge.
- (ii) Must swim 45-7 meters in clothes (any stroke) Clothes should consist of usually worn.
- (iii) Must perform in the water two



methods of life Saving release. These may be chosen by the candidate.

- (iv) Must be able to float motionlessly (in any horizontal Position) for thirty seconds.
- (v) Must Swim 45.7 meters showing a good breast stroke and two strokes to be chosen by the candidate, (if side stroke is chosen the top arm must be brought out of the water).
- (vi) Must pick up a brick from the bottom of the bath at a depth of not less than 1.5 m. (The brick may be wrapped in cloth).
- (vii) Must know one accepted method of resuscitation and the treatment of the apparently drowned.
- (viii) Throw a lifeline to reach at least 10 meters.
- (ix) Demonstrate at least two types of Carrying of casualties.

77. Rural Worker :

- (i) Have detailed information of village, such as the area, Population, occupation, products, wells and other sources of water supply, traditions, the number of children of school age, the number of literate persons.
- (ii) Have a general knowledge of village sanitation, (especially pertaining to preventable diseases) administration and village panchayat).
- (iii) Product a record of continuous useful service (literacy, adult education, sanitation and cleanliness, farming, a labour work, prohibition, games etc.) to the village extending over a period of at least six months or have worked in a recognised village labour camp for at least a period of fifteen days.
- (iv) Help get at least 50 people checked for Leprosy.
- (v) Help at least 20 children to get immunized.



- (vi) Teach “Oral Rehydration Therapy” for at least 6 mothers.
- (vii) Organise or help in a campaign on eye care/dental care in your village/mohalla/slum.
- (viii) Teach neighbours management of diarrhoea and dysentery or delousing for women.

78. Safety Knowledge :

A. Individual Tests.

- (i) Know the origin of safety, its real meaning vis. safety for more and better adventure.
- (ii) Walking the rule of the road. Walking on the pavement.
- (iii) Basic rule of crossing at street intersections, pedestrians crossing in accordance with traffic control and light control signals.
- (iv) Public Service vehicle, mounting and dismounting from buses, trams, cars and railway carriages.
- (v) A passenger’s duty towards the drivers of the vehicles- non-interference with driver’s vision viz- side and rear, hand signals, non interference with controls and closing doors, disembarking on the side of the road.



B. GROUP TEST

KNOW

- (vi) Schools Safety Patrol : The function of which is to direct the pupils to and from schools across recognised street crossing.
- (vii) **The Traffic Game** : The function of which is to teach under dramatised conditions correct behaviour of all classes of road-users.
- (viii) **Home Safety** : Prevention of falls, fire burns and scalds, poisoning of cuts and scratches, electric shock,

home inspections for dangers and radio installations cautions.

- (ix) **Industrial Safety** : Safe use of tools, machinery, clothing and house-keeping.
- (x) **Miscellaneous Safety** : Safety with fire, arms, flying kites, lightning, rescuing a burning person, calling the Fire Brigade.

79. Sales Women :

- (i) Analyse an article of merchandise from each of five retail stores and make a report of what happens to each article of merchandise investigated, from the time it leaves the manufacturer until it reaches the consumer.
- (ii) Explain the value of a saleswoman between the manufacturer and the jobber; between the jobber and the retailer; or between the manufacturer and the retailer.
- (iii) Sell definite quantity of merchandise, the total value of which is in excess of Rs. 150/- and give her actual selling experience, telling the methods she used to influence people to buy her merchandise and how she overcame selling resistances.
- (iv) Sell at a profit something she has made or grown. Keep the necessary record to enable her to fix the right selling price and to tell how much profit she has made.
- (v) Obtain and hold for three months, a sales woman's job during hours after school. Saturday afternoons, or during vacation. Describe what is necessary to sell the things she handles.
- (vi) Visit in uniform a business concern and learn how their product is sold. Describe the selling process. Talk with her an outline of at least two questions prepared in advance.
- (vii) Name five fundamental requirements for success.



- (viii) Go to some successful sales man/woman in her locality and find out what he/she thinks of selling as a life work. Write out in 500 words/more her conclusion of what the salesman/woman tells her of salesmanship as career.
- (ix) Explain :
- (a) Why truthfulness about an article is one of the outstanding requirements of all good sales.
 - (b) What is the every salesman sells to his employer.
 - (c) How does courtesy to prospective customer aid the sale.

80. Sanitation Promoter :

Make a survey in a given locality and help people in the following ways :

- (i)
 - (a) Using clean water for drinking.
 - (b) demonstrate the process of filtering, boiling and storing water.
 - (c) Demonstrate the use of charcoal water filter.
- (ii) Protecting grains from rats and other rodents.
- (iii) Protecting cooked food from flies, mosquitoes, dirt etc.
- (iv) Showing the correct ways of disposing the waste and use of compost pit.
- (v) Educating people about the dangers of defecating in the open.
- (vi) Erecting inexpensive and effective latrines.
- (vii) Convincing women on the use of smokeless Chulhas.
- (viii) Enthusing people belonging to at least 25 houses to use health salts with the help of hand bills/posters prepared by herself.



81. Scholar :

Present evidence from her Principal or Headmistress that.

- (i) She had been regular in her attendance for the year (at least 80 p.c. of the total).
- (ii) The general behaviour has been above the average.
- (iii) She has consistently shown a spirit of helpfulness and loyalty to the school or college.

Total marks in all subjects in the preceding three terminal examinations.



Note : The badge must be surrendered if at any time she falls below the above standards.

82. Sea Fisherman :

- (1) Have a practical knowledge of the various methods of catching sea fish for market by means of trawls, nets and lines and catching shell-fish; have practical experience of at least two of these methods.
- (2) Be able to describe use of seine or trammel or trawl net and their construction, and make small repairs in a net.
- (3) know usual storm and distress signals.
- (4) know the correct name for usual fish caught in the locality.



83. Secretary :

- (i) Show a general knowledge of administration of the Bharat Scouts and Guides at group and district levels; know the terms of reference of Court of Honour and Patrol-in-Council.



- (ii) In the presence of the examiner, either (a) write in a good, legible hand 250 words of cross of (b) type 100 words with not more than 5 mistakes and show how to clean the machine and replace the ribbon.
- (iii) Show an understanding of committee procedures including ability to prepare an agenda and take minutes.
- (iv) Have a general knowledge of the financial structure of a Guide Company, prepare simple receipt and Payment account for a Company of Patrol: know how a personal Bank Account is operated.
- (v) Write a letter on subject chosen by the Examiner: draft wording for an invitation card addressed to members or the public in connection with a Group, Company or Patrol event.
- (vi) Prepare a press release on the subject of a group event or write an article for Guide magazine reporting a Company, Group or District event.
- (vii) Carry out the duties of Secretary of your Patrol, Court of Honour or some other committee, not necessarily concerned with Guiding for a period of three months to the satisfaction of the Guide Captain or the Chairman of the committee concerned.

84. Self Defence :

Chose Karate or Judo

A. Karate :

A systematic sequential training in Karate under a qualified expert leading upto Karate Defence against grabbing attacks will be the requirement.

Be able to demonstrate correctly any 2 of the following groups to the examiner.



Group-A

Warm up exercises, Karate Stances, punching & striking techniques, Breathing techniques, any 4 Karate forms. Defence against grabbing attack.

Group-B

Warm up exercise, Karate Stances, Defensive blocking Techniques, Breathing techniques, Any 4 Karate forms. Defence against grabbing attacks.

B Judo :

Attend a course of instruction by a qualified coach.

- (i) Be able to demonstrate and explain any two of the following :
 - (a) Break falling to sides and rear and forward rolling.
 - (b) Balance breaking.
 - (c) Fundamental postures, tsugiashi and taisbaki.
 - (d) A hip throw.
 - (e) O-soto-gari.
 - (f) Kesagatame.
- (ii) Have a knowledge of basic self defence including:
 - (a) At least six points of attack on the body.
 - (b) Releases from wrist grips of front strangles.

85. Sick Nurse :

(A white cross on Red Base with white Border.)

- (i) Answer questions on :
Preparation of sick room and ventilation of heating.
- (ii) Know how to prepare a bed for a patient, change sheet and prevent bed sores. Know the use of room and clinical thermo-meter, how to take pulse and respiration. How to wash and dress a patient.



- (iii) Answer questions on : Germs of disease, their growth and prevention.
- (iv) Know the symptoms of malaria, plague, dhobie's itch, measles, enteric fever, cholera, whooping cough, mumps and influenza and the symptoms and early treatment of consumption (tuberculosis of Lungs).
- (v) Show knowledge of the administration of medicines and the external application of remedies, treatment with heat and cold, including poultice and fermentation.
- (vi) Answer questions on feeding in sickness and convalescence. Make two dishes.
- (vii) Know the signs and symptoms of illness that would lead you to send for doctor.
- (viii) Show proficiency in roller bandaging: finger, hand, foot and leg.

86. Signaller :

- (i) Send and receive by flag in Semaphore at the rate of 7 words (35 letters) a minute or in Morse @ 5 words (25 letters) a minute.
- (ii) Send and receive at the rate of 6 words (30 letters) a minute on buzzer or sounder.
- (iii) Send and receive at the rate of 5 words (25 letters) a minute by lamp or disc.



Note : 90 percent accuracy must be obtained in all the above tests.

- (iv) Demonstrate a recognised procedure when sending and receiving a message.
- (v) Have a good knowledge of various signs and signals given in "Scouting for Boys".
- (vi) Improve at least two methods of sending a message either in Morse or Semaphore at least 1 Km. at the rate of 4 words (20 letters) per minute.

Note : Outdoor sending and receiving stations to be a minimum of 150 meters apart. Buzzer stations to be in separate rooms.

87. Singer :

Be able to sing from memory one folk song, one marching song, one action song, one prayer song, one light classical song and one of her own choice. N. B. : Credit should be given for correct style.



88. Soil Conservation :

- (i) Understand the changes which happen on the surface of the earth (e.g.) Erosion, Transportation and Deposition and know the reasons.
- (ii) Have general knowledge of the problems of soil erosion, its danger, kinds causes and methods of preventing these.
- (iii) Study the problem of soil erosion and prepare a log giving information about the various programmes being carried out in the country regarding soil conservation, afforestation and removal of water scarcity. Prepare a log based on her own observation and experience regarding local problems of soil conservation. At least a period of 3 months should have been spent on this study.
- (iv) Understand the importance of methods used for soil conservation such as merbandi (tree plantation) or afforestation and filling up the gully (Khal Patanal) etc. and must have given service in any of the projects atleast 40 hrs. produce a record of the service rendered.
- (v) With the help of her patrol, plant atleast 10 kuchas of manoj and look after these for 3 months.
- (vi) Have general knowledge of the organisation, work and experiments of Soil Conservation Board of her area.



89. Solar Energy Awareness :

- (i) Understand how and how much energy from the sun reaches us at various places and times, and what happens to it. Understand motion of the sun, make the use of instruments to observe / locate



Sun's position - Angular measurement from the horizon and from the true north. Use of household Indian Almanance (Panchang). Make and use a Sundial.

- (ii) Know different ways of collecting storing and using Solar energy for getting heat and electricity. Flat Plate and concentrating collectors-use of glass covers, reflectors and lances including fresnel lances. Make working models of atleast two devices-Solar Cookers, Dryers, still (to make distilled water), Oven, Water Heater, Photovoltaic-say battery charger, Lanterns, Pump, T.V. power supply etc. for personal/family use.
- (iii) (a) See and be able to explain working of at least three Solar energy installations of different types.
(b) Know how to use Solar Cooker/Water Heater, what can be done and how, with it.
- (iv) Know advantages. disadvantages of using Solar Energy. Government and other Organisations who assist/test/manufacture.

90. Star Gazer :

- (i) Keep a log or note book over a period of three months giving observations of stars, moon, planets (If any) visible from a window, garden or street near her own home.



Note : There should be at least one entry per week made regularly at approximately the same time in the evening.

- (ii) Demonstrate with diagrams or models (preferably models) the relative position and size of sun, moon, earth and other planets, show their movements.
- (iii) Point out in the sky.
 - (a) At least four constellations visible all the year round.
 - (b) At least Four constellations not visible all the year round.
 - (c) At least Four first magnitude stars know to which constellation they belong and at what time of the year they are visible.
- (iv) Obtain a compass direction from the stars.

91. Swimmer :

- (i) Swim 45.70 meters using breast stroke.
- (ii) Swim 22.85 meters using over arm side stroke, trudge on crawl or back crawl.
- (iii) Swim 22.85 meters on the back without using arms.
- (iv) Be able to swim 22.85 meters in 30 seconds using any stroke. (this can be examined under headings 1 & 2).
- (v) Swim 22.85 meters fully clothed.
- (vi) Pick up a brick from the bottom of the bath at a depth of not less than 2 meters.
- (vii) Be able to dive.
- (viii) Float motionless for 20 seconds, not necessarily horizontally.
- (ix) Be able to explain the following : how to avoid and what to do in case of muscle cramps, safety precautions in selecting unknown swimming and bathing places and diving point, the buddy system for bathing or swimming in large numbers.
- (x) Be able to satisfy the examiner that she is capable of instructing a non-swimmer in the basic principles of swimming.



92. Tailor :

- (i) Must show a knowledge of cutting out simple garments in cotton and woollen materials from patterns given at examination.
- (ii) Must make entirely by herself and bring to examination.
 - (a) A blouse or baby's frock, sleeves to be inserted.
 - (b) A pair of knickers or a paticcoat.



N.B. : One of these may be made by machine if desired.

- (iii) At the examination show, how to make button holes, set gathers in a bend or bind an edge, patch in cotton material, patterned print flannel or woven material. How to darn and demonstrate at least two of these.

93. Tracker :

- (i) Recognise and explain two different characteristics in each of three different human foot prints, safe foot or shoes, and recognise and explain two different characteristics in each of three different types of simple human tracks.
- (ii) Solve with reasonable accuracy two tracking stories in sand, snow or other suitable natural material.
- (iii) Make six plaster casts of the tracks of birds, animals, car or cycle. All casts to be taken unaided and correctly labelled with date and place of making atleast two to be of wild birds or animals.
- (iv) Lay a trail of atleast one kilo metre in length containing at least four different kinds of signs made of natural material. At least 40 signs to be used and the route to be over ground with which the Guide is unfamiliar, Roads may be crossed but not followed. The trail to be followed by Guides of Dwitiya Sopan Standard.



94. Thrift :

- (i) For one year a Guide must make regular weekly or monthly payments into a Post Office savings Bank or approved Co-operative or other Banks. The amount paid should be in



proportion of the pocket money to Guide but the amounts saved during the year should in no case be less than Rs. 50/- the badge cannot be held more than one year unless she adds at least a quarter of the original sum to her account each year.

The principle is that the money should be, genuinely saved by the guide of her earning or pocket money.

- (ii) The Guide Captain should obtain evidence from her parents, guardians or teachers that the guide has taken care of her clothing and footwear, kept them clean and mended, has not used safety pins for other makeshift for button and that she has respected company and school property.

95. Toymaker :

Do any two to the following and make one toy of your own choice (each toy should be made of a salable standard).

- (i) Cut out, stuff, and model two different animals out of wool and one rag doll (the face to be painted).



- (ii) Make an engine and any vehicle for a child to pull along, from bits of wood, cork etc.
- (iii) Make wool ball on card frame and a bird or beast with scraps of coloured crewel, suitable for a tiny baby.
- (iv) Dress a doll with clothes designed on the patterns which can be reminded of a baby's or a toddler's dress. (The doll may be the rag doll made in section (1)).
- (v) Make a room of doll's house from a box and completely paint, affix wall paper and furnish from oddments and scraps.

- (vi) Make an illustrated scrap book with one page of illustrations or story (either fairy, nature or heroic written by herself).
- (vii) Make a working model of a bag staff, or fly a kite made by herself.

96. Weaver :

Have woven 4.5 meters of cloth 68.5 cm in width out of the span thread No. 12 count.



97. World Conservation :

(i) Make a sketch illustrating the complete water cycle using and describing the following terms:

- (a) Precipitation.
- (b) Run Off.
- (c) Ground Water.
- (d) Evaporation.
- (e) Transpiration.



(ii) Show that she is familiar with the main causes of following types of pollution and how they can be controlled :

- (a) Water.
- (b) Air (including noise).
- (c) Soil.
- (d) Waste.

(iii) Make a list of “what to do” and “what not to do” in order not to damage but improve nature when hiking and camping.

(iv) Make a list including if possible pictures of plants and animals in the country which are in danger of extinction.

(v) Show that she is familiar with the reason why so many animal species are threatened and what can be done to help these animals to service.

- (vi) Carry out one of the following experiments :
- (a) Demonstrate how soil may be lost or ruined through erosion and how grass and other plants help to protect it.
 - (b) Demonstrate how soil is formed.
 - (c) demonstrate how plants produce oxygen.
 - (d) Plant two bean seeds in a flower pot of top soil and two beans in a flower pot of sub soil. Tend for a month and Report.
 - (i) On different in rate of growth in the two pots.
 - (ii) The appearance of plants on any difference noted.
 - (e) Collect muddy water in a glass jar from a suitable stream and allow it to stand for at least six hours. Observe the amount of soil which settles at the bottom. State where she thinks the soil originated from and why she thinks.
 - (f) Keep a daily record or the weather of her neighbourhood for a month including rainfall, sunshine, the fog (or smog), temperature, wind speed, direction and humidity.
- (vii) Do one of the following :
- (a) Plan and carry out together with her patrol or company an anti-litter campaign in a public park or garden or school premises or any other public places for six hours utilizing one hour at a time.
 - (b) Take part in a conservation project for a period of atleast one day.
 - (c) Make a nature trail for her patrol or company.
 - (d) Make put out and maintain a forage rack for animals.
 - (e) Make a pond for birds (and for beauty).
 - (f) Make and build an aquarium.
 - (g) Build up a collection of plaster casts of at least six birds or animals tracks.

Note :

- (i) The badge will be accompanied with a special certificate.
- (ii) The badge will be worn on the left sleeve below the Rajya Puraskar/Rashtrapati Guide badge.

98. World Friendship :

- (i) Have an elementary knowledge of the geography history and people of at least two countries other than her own.
- (ii) Have corresponded regularly for not less than one year at least six letters with a Guide of some other country, either individually or as a part of a Patrol, or Company "Linking".
- (iii) Have some knowledge of the organization and activities of World Association of Girl Guides and Girl Scouts.
- (iv) Have done at least two of the following :
 - (a) Have kept an album or scrap book for a least one year giving illustrated information on Guide activities, culture, sports, home life and national affairs if another country.
 - (b) Know the purpose and organisation of United Nations, the functions of its principle, subsidiary agencies and be able to explain these in simple terms.
 - (c) Have taken part in some practical activities of an International Character such as the collection and distribution of relief supplies, the reception and settlement of new immigrants or assisted in some project of non-partisan organisation for the promotion of the World Sisterhood.
 - (d) Camp or hike for at least seven days with a Guide of another country (either in your country or their country) and produce a log book covering this event to include your impressions and knowledge gained from the visiting guides and their country or countries.



- (e) Entertain in your home for not less than two days a Guide or Guides from overseas.

99. **Writer :**

- (i) Write one of the following:
- (a) A short story.
 - (b) A verse of eight or more lines.
 - (c) A dramatic sketch.
- (ii) Write an essay on any subject chosen by the examiner. The essay should express the Guide's own personal thought or experience.



OR

Write a letter to a friend telling an interesting piece of news (which may be imaginary).

100. **Yoga :**

Note: This should be learnt and practised under the guidance of qualified yoga teacher.

- (i) Have a general knowledge about Yogasana as an indigenous system of exercise for the general health of a person both in body and mind.
- (ii) Should have practised yogasana regularly for atleast six months and show evidence of it.
- (iii) Should be able to demonstrate correctly to the satisfaction of the examiner asanas as indicated below.



(a) Compulsory

- | | |
|-----------------|-------------------|
| (i) Padmasana | (iii) Trikonasana |
| (ii) Utkatasana | (iv) Vajrasana |

(b) Optional : any 3 from each group.

- | | |
|------------------------|--------------------|
| (i) Gomukhasana | (i) Supta Vajrasna |
| (ii) Pacchimottanasana | (ii) Halasana |
| (iii) Naukasana | (iii) Matsyasana |
| (iv) Chakrasana | (iv) Bhujangasana |
| (v) Shavasana | (v) Dhanurasana |
| (vi) Ushtrasana | (vi) Mayurasana |

RANGER PROFICIENCY BADGES :

Holder of Proficiency badges should always keep her knowledge upto date. If not found so by any appropriate authority the badge can be withdrawn.

Ranger Proficiency Badges, unless otherwise stated, are worn on sash of the uniform.

(1) Blood Donor :

- (i) Know functions, composition and volume of blood in human body and have knowledge of blood groups.
- (ii) Know the suitability of persons to donate blood.
- (iii) Donate your blood.
- (iv) Educate atleast 25 people harmless in donating blood.
- (v) Enlist atleast 5 donors and help them donate blood.
- (vi) Help the local doctors in their efforts to collect blood.
- (vii) Prepare posters for appeal to donate blood and exhibit them in key places.



2. Civil Defence :

- (i) Know the details of Civil Defence Organisation Service existing in her mohalla or area and within a radius of one kilo meter around the residence, the school or the place of work, for instance the name of the Warden, the location of the Warden's post, the first aid posts, the dispensaries, hospitals and other A.R.P. Services available in the area.
- (ii) Know how to fill in the Report form correctly in respect of emergencies and send the written report to the Warden concerned.



- (iii) Know the First aid treatment and the methods of rescue in case of casualties that are likely to happen in air raids and such other emergencies.
- (iv) Know the methods of fire fighting.
- (v) Produce a certificate as having registered the service with the Civil Defence Organisation of the Mohalla or area and as having received training in one of the following Defence Services.
 - (a) Fire-fighting Squad.
 - (b) First-Aid Party.
 - (c) Rescue Party.
 - (d) Messenger services and
 - (f) Telecommunication.
- (vi) Qualify for the Pathfinder Badge as for Guides.
- (vii) Qualify for any one of the following badges as for Guides.
 - (a) Ambulance.
 - (b) Health.
 - (c) Fireman

Note : Badge mentioned in 6 and 7 above are not to be worn by Rangers.

3. **Community Worker :**

- (i) Know the process of Community Development.
- (ii) Convince at least twelve young villagers and start a Ranger team.
- (iii) Become a liaison between Community and other resources of Development i.e. Bank. Hospital. Specialists etc.
- (iv) Help people plan for solving at least two of their basic needs e.g. Clean Water, School Building. Vegetable Market place and so on.



- (v) Organise an immunization camp in the village/ mohalla/ slum.
- (vi) Promote and participate in a sustained Community Development Programme.
- (vii) Serve as a reserve force of her team actively assisting units as Instructor, Examiner, Camp Adviser etc.

4. Climber :

- (i) Have completed the age of 18 years.
- (ii) Have knowledge of mountainous area covering atleast 4 kms. radius and show that she is personally acquainted with the principal routes to the summit or peaks and points of interest in that area and know the nearest telephone and doctor in case of emergency.
- (iii) Draw an intelligible sketch showing such information; and identify peaks from a distance by their appearance.
- (iv) Find her way to a given point in a mountainous area, using a compass and one inch Survey Map of India (or its local equivalent) and display climbing ability.
- (v) Know the local weather conditions, and what to do in emergencies, such as being overtaken by darkness, snow storm and mountain sickness or mist. Know the dangers of landslides.
- (vi) Know the first aid treatment for fractures, dislocations, bruises, concussion, shock and Oedma of lungs; know the methods of transportation of the patient.
- (vii) Have hiked in a mountainous area at the height of at least 1200 meters for a week out of which at least three nights must be consecutive using minimum hiking equipments.
- (viii) Have attended a recognised Basic Mountaineering course.



5. Heritage :

Ranger: Prepare a Log Book of knowledge and information on :



- (i) Physical Environment of India (famous hills, rivers etc.) Common trees, Common plants and their uses, Common birds, Rare flora and fauna of the region.

Seasons and festivals, meaning and significance. Their family and festivals, traditions. Related festivals, seasons, songs in local languages and poems.

- (ii) Have a basic knowledge of Indian Art, Cultural and Heritage.
- (iii) Arts of India and the World. Famous Architectural style and sculptures Places of Worship, Music, Dances, Theatre forms, Literature and famous writers and poets.
- (iv) Practical work (Optional-any four).
 - (a) Educate 5 people in her locality on Indian art, culture, religion and social development and it's impact on foreign countries.
 - (b) Know about the Govt. Departments and other Non-Govt. Agencies, which are working to maintain and restore art, archaeological ruins monuments and prepare a brief report on the same.
 - (c) Organize at least one competition/exhibitions/quiz programme on topics relating to cultural heritage.
 - (d) Identify major areas inhabited by wild animals in the country & prepare a write up.
 - (e) Adopt any archaeological site or monument and look after it for a period of two months to contribute to keep its upkeep, and submit a report.

- (f) Learn & serve as guide to the monuments for local school and community and take atleast one group to any such place.

6. Population Education :

- (i) Educate people about :

- (a) The rights of the child
(b) The adverse effects of having more children.

- (i) On Children.
(ii) On Mother.
(iii) On Family.
(iv) On Community.

- (c) National Problems because of population explosion.

- (ii) Motivate five persons to accept Family Welfare Programme.

- (iii) Promote a family planning drive in a locality where there is a need.

- (iv) Arrange an exhibition with the posters published by UNO on the subjects.



7. Rural Worker :

- (i) Have detailed information of village, such as the area, population, occupation, products, wells and other sources of water supply, traditions, the number of children of school age, the number of literate persons.

- (ii) Have a general knowledge of village sanitation, (especially pertaining to preventable diseases) administration and village panchayat.



- (iii) Produce a record of continuous useful service (literacy, adult education, sanitation and cleanliness, farming, a labour work, prohibition, games etc.) to the village extending over a period of atleast six months or have worked in a recognised village labour camp for at least a period of fifteen days.
- (iv) Help get atleast 50 people checked for Leprosy.
- (v) Help atleast 20 children to get immunized.
- (vi) Teach “Oral Rehydration Therapy” for atleast 6 mothers.
- (vii) Organise or help in a campaign on eye care/dental care in your village/mohalla/slum.
- (viii) Teach neighbours the management of diarrhoea and dysentery or delousing for women.

8. Sanitation Promoter :

Make a survey in a given locality and help people in the following ways :

- (i) (a) Using clean water for drinking.
- (b) Demonstrate the process of filtering, boiling and storing water.
- (c) Demonstrate the use of charcoal water filter.
- (ii) Protecting grains from rats and other rodents.
- (iii) Protecting cooked food from flies, mosquitoes, dirt etc.
- (iv) Showing the correct ways of disposing the waste and use of compost pit.
- (v) Educating people about the dangers of defecating in the open.
- (vi) Erecting in expensive and effective latrines.
- (vii) Convincing women on the use of Smokeless Chulhas.
- (viii) Enthusing people belonging to at least 25 houses to use health salts with the help of hand bills/posters prepared by herself.



9. Soil Conservation :

- (i) Understand the changes which happen on the surface of the earth e.g. Erosion. Transportation and Deposition and know its reasons.
- (ii) Have general knowledge of the problems of soil erosion, its danger, kinds, causes and methods of preventing these.
- (iii) Study the problems of the erosion and prepare a log giving information about the various programmes being carried out in the country regarding soil conservation, afforestation and removal of water scarcity. Prepare a log based on her own observation and experience regarding local problems of soil conservation. She should have spent three months in study.
- (iv) Understand the importance of methods used for soil conservation and filling up the gully (Khai Patan) etc. and must have given services in, any of these projects for at least 24 hours. Produce a record of the service rendered.
- (v) With the help of her patrol/team plant atleast ten kutchas of manoj and look after these for three months.
- (vi) Have general knowledge of the organisation work and expedients of the Soil Conservation Board of her area.
- (vii) Must have rendered 40 hours of services for soil conservation.
- (viii) Should be able to understand the Theory of Balance of Nature and be able to explain it by two examples connected with animal life or vegetable life. Should know the causes and remedial efforts for the Conservation of flora and fauna and should have participated in any scheme connected with it.



10. World Conservation :

- (i) Explain the meaning of the following terms : (a) Ecology (b) Conservation (c) Balance of Nature (d) Life Chain (e) Life Cycle (f) Biosides (g) Recycling



- (h) Photosynthesis (i) Organic and inorganic material
(j) Humus.
- (ii) Make a drawing that shows how oxygen moves in a cycle.
 - (iii) Give an example illustrating the ecological inter-relationship-how man, animals, vegetation and other sources are depending on each other.
 - (iv) Demonstrate knowledge of the effect of forest fires, of water pollution and the activities of mankind in general of wild life.
 - (v) Name few causes of flood and state some methods of flood control.
 - (vi) Show that she knows major organisations and institutions in the country concerned with conservation.
 - (vii) Know the location of major nature reserves in the country and why they have been kept.
 - (viii) Show that she is familiar with main conservation laws of the country.
 - (ix) Do two of the following :
 - (a) Take part in a project arranged by the World Wild Life Fund or the International Union of Conservation of Nature (IUCN) spending at least 24 hours, not exceeding eight hours at a time.
 - (b) Take the initiative to carry out one of the following conservation projects herself.
 - (i) An anti-litter campaign.
 - (ii) Restoration and/or beautification of a piece of land.
 - (iii) Must public opinion through information campaign.
 - (iv) Mark posters.
 - (v) Arrange demonstration.
 - (vi) Make an exhibition.
 - (vii) Prepare hand outs.

- (x) Do one of the following :
- (a) Spend at least two periods, of four hours each with forest Ranger or a conservation Officer and make a report on her observation over the period.
 - (b) Attend a camp of not less than three days duration during which conservation and nature study form a main part of the programme.
- (xi) Complete a special conservation task developed and decided by her examiner.

Note : The badge is accompanied by a certificate signed by the State Chief Commissioner.

The badge is worn on the left sleeve below the Rashtrapati Ranger Award.

11. World Friendship :

- (i) Have a knowledge of the geography, history and people of at least three countries other than her own.
- (ii) Have correspond regularly for not less than one year (at least nine letters) with a Ranger of some other country.
- (iii) Have some knowledge of the organisation and activities of the WAGGGS and prepare a log book on the International aspect of Guiding.
- (iv) Have done at least three of the following :
 - (a) Have kept an album or a scrap book for at least one year giving illustrated information on Ranger activities, sports, culture, national affairs and home life of another country.
 - (b) Know the purpose and organisation of the United Nations Organisation, the function of its Principal, subsidiary agencies, main points of the United Nation Charter, main Principles of Declaration of Human Rights and be able to explain these in simple terms.
 - (c) Have taken part in some practical activity, of international character such as the collection



and distribution of relief supplies or assisted in some project of nonpartisan organisation for the promotion of the world Sisterhood.

- (d) Entertain in her home for not less than, three days a Ranger from Overseas.
- (e) Write a short essay on some aspects of contemporary World Affairs.

12. Pollution control :

1. Have knowledge about various types of pollution and how to control them.
2. Know about Government Departments, NGOs and International agencies working for pollution control.
3. Prepare a poster or 20 slogans related to pollution problems.
4. Organise a campaign to control pollution in your locality.
5. Organise a quiz in school or in your locality and educate children about pollution control.



13. Fashion Designing :

1. Have knowledge about the various areas of fashion design.
2. Know about the terms related to fashion design.
3. Draw at least 3 designs of kurta's and show it at the time of Testing Camp.
4. List at least 5 Fashion design institutions.



14. HIV & AIDS :

1. Know about HIV and AIDS
2. Identify the agencies in your State where awareness materials (posters, leaflets etc., on AIDS could be obtained).



3. Organise or participate in AIDS awareness campaign.
4. Prepare a list of the organisations working for the welfare of the HIV/AIDS affected people.
5. Visit any one of the organisation and have knowledge about their services.

15. Disaster Preparedness :

1. Know what is disaster preparedness.
2. Have knowledge about various types of Natural and Man-made disasters.
3. Know about Governmental and Non-governmental organizations working for disaster preparedness.
4. Participate in a Disaster Preparedness course (not less than 5 days) conducted at District/State/Regional/National level.
5. Know about the HAM services
6. Knowledge of storm and distress signals.




16. Hostess :

1. Have a knowledge about hosting guests.
2. Know the various hosting methodologies followed in at least three countries.
3. Prepare a talk about your own cultural way of greeting and hosting the guest.
4. Attend at least two service camps at State/National level for not less than 3 days and submit a report.



17. Information Technology :

1. Have a detailed knowledge about Computers:
 - a. Origin and generations
 - b. Parts of a Computer
 - c. Input and output devices and its working.
2. Be able to install operating system and software's in a computer.
3. Have practical knowledge of at least any one of the following software's:
 - a. Photoshop
 - b. Coral draw
 - c. MS office
4. Have detailed knowledge about internet and its working.
5. Know about at least 20 websites and its uses.
6. Convince at least 5 persons to have their own mail ID and help them to compose their own mail.



18. Journalism :

1. Know about various forms of journalism.
2. Know about at least 5 Regional/National/International Newspapers or Magazines and submit a report on it.
3. Maintain a log or scarp book of paper cuttings of any subject of your choice such as education, culture, sports, politics etc. for at least 3 months.
4. Have a knowledge to write your own blog post about the event.
5. Assist in a rally to create a newspaper/Blog post about it in District/State level and submit a report on it.



19. Ecologist :

20. Family Life Education :

D. REGIONAL INTEREST BADGE

Objectives

1. To make girls aware of the A.P. Region to which they belong.
2. To understand and appreciate the geographical vastness of this region of land masses, archipelagos, islands and seas, where more than half of the World population resides.
3. To understand the diversity in race, religion, history and culture which exists in the A.P. Region.
4. To promote Friendship and Cooperation through understanding and joint activities.

Types of Badge : Cloth Badge with the Asia Pacific Logo and Wording.

Assessment : Assessor will be appointed by each National Organization.

JUNIOR/GUIDE GROUP

1. Knowledge of the Region :

- (a) Have a knowledge of the content of the Asia-Pacific Leaflet, including the logo and what it stands for.
- (b) Be able to convey this knowledge to other members of your Company/Troop by means of interesting visual aids. i.e. miniature National flags, badges, etc. or member organization.
- (c) Be able to point out on map, the member countries of our Region.

2. Learning and Sharing :

- (a) Learn the following through contacting visitors from member countries, or persons from such countries residing in your own.
 - (i) Forms of greeting and short phrase in different languages.
 - (ii) Recipes which could be prepared.
 - (iii) Songs and Games.

- (b) Skills : Choose two of the following :
 - (i) Dress dolls in the uniforms of 3 member countries, or make these in the form of paper “stand ups”.
 - (ii) In an interesting manner, display kits, scrap books, collages, or friezes.
 - (iii) Make a stuffed toy of an animal or bird found in our Region.
 - (iv) Be able to demonstrate floral arrangements typical of some countries in the Region.

3. Service :

One at least six occasions work with a group of handicapped children or visit a children’s home making use of the material and skills you have learnt, in clauses 2 (a) and (b).

SENIOR/RANGER GROUP

1. Knowledge of the Region :

- A. Have a knowledge of :
 - (i) The contents of the Asia-Pacific leaflet including the logo and what it stands for.
 - (ii) Sangam and its purpose in our Region.
- B. Be able to convey this knowledge in an interesting way to other members of your company/troop.

2. Learning and Sharing :

- (a) Through contacting visitors from member countries or persons from such countries residing in your own, find out the following.
 - (i) Forms of greeting and short phrases in different languages.
 - (ii) Customs and festivals observed in member countries.
- (b) Make a display kit or scrap book on Girl Guiding/Girl Scouting in one of our member countries. This could include some of the following:
Youth Activities.

Types of Government. Culture and Traditions.
Economic Activities.
Climate conditions.
Flora and Fauna.
Travel Brochures etc.

- (c) Do two of the following :
- (i) Compile a recipe book of regional dishes and demonstrate one or two of them.
 - (ii) Collect news paper clippings of two countries in the Region pertaining to either the general affairs or topical events of these countries.
 - (iii) Learn a handicraft of another member country.

Use the materials and skills compiled and learnt in clause 2a. b and c to interest a group of senior Guides/Rangers/Young Adults in your Country.

3. Services :

Do one of the following :

- (i) Participate in a Community Development Project in any member country.
- (ii) Participate in a Community Development Twinning Project in your own country.
- (iii) Make a useful article for Sangam the World Centre in our Region for fund raising purposes.

Promise A Commitment

The Promise that you have made is both a challenge and a commitment for you. An old English songs goes like this:

‘Whenever you make a promise

Consider well its importance

And when made.

Engrave it upon your heart”

Let us know what is involves.

On my Honour : Honour in B.P’s word is “to be trusted”.

I Promise : There is no greater fraud than promise unfulfilled. As you have voluntarily made, it is personal commitment. You have a conscience please.

That I will do my best : You grow, your best grows. There is no best that cannot get bettered. Doing is putting the promise in action. Personal example please.

To do my duty to God : "God is not a sultan in the sky". There is nothing that he is not. You are indebted to him for what all is given to you. Look at what you have and what others do not have. Sharing your "Haves" with other is serving God. You are unique in Gods creation. You have a purpose in life which can be caught from the religious faith your parents belong. Worshipping God is not begging Him for under serving favours but sacrificing what all you can willingly and cheerfully.

Your body is the greatest opportunity you are given. A good tenant does not spoil his rented house as he knows that the OWNER will not be happy but make the best use of it. Your duty is to be ideal daughter of the FATHER. Pray whenever you can but to praise Him and thank Him. He knows what you do not have and gives when you deserve. Serve to deserve.

And my country ; Country is not a big clod of earth. It is the people who live in it their beliefs, aspirations, culture, heritage, values...your duty to your country is to understand them and uphold them. "Janam Bhoomi" is Hamari" Think of your beloved Janani who gave you birth, who fed, clad educated you and loved you above all and sacrificed every thing to see you what you are. Have you ever realised what your Janam Bhoomi gave you? She gave you citizenship, you should be proud to be an Indian. She gave you fertile lands, sweet water, dense forests, priceless gems and hidden treasures. She gave you the greatest spiritual leaders. She protects your family embracing your home with sea and mountains. As a grown up daughter, your duty is to love her but dedicating yourself, to protect her by taking care of her people and proses and to offer her everything you have if there is a need to save her from perils. To do all that, be a good citizen, contribute to the society respect the law of the land and the national symbols. Above all you cannot be weak and weaken

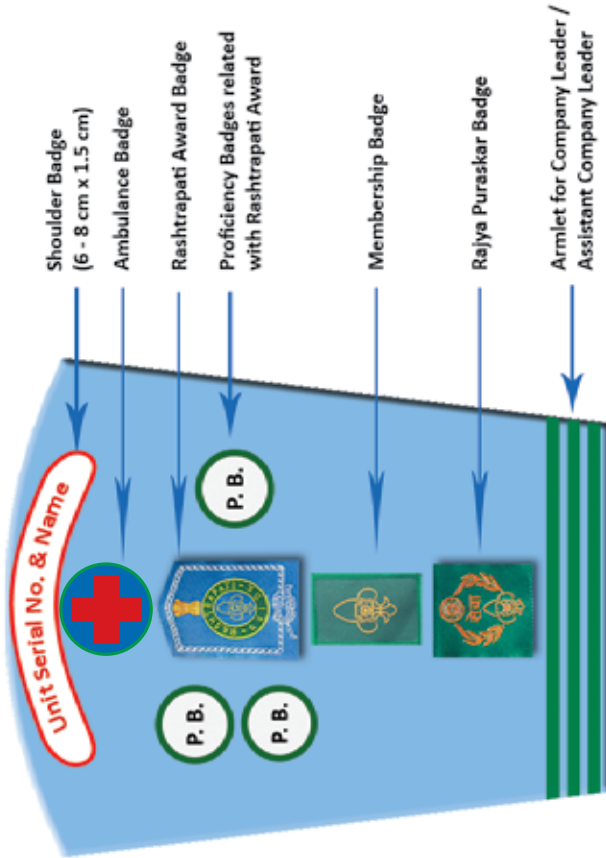
the country but should be strong and strengthen the family.

To help other people : The Purpose of the Movement is to train you in preparedness for service to others. All the skills you have in your unit work, first aid, swimming, pioneering, mapping, etc, are all to equip you to use them when others are in need. Your family, neighbourhood and community look for you in hours of need. Serving people is serving country and God. Expect nothing in return when you serve. Sacrifice is the salt of service.

To Obey the Guide Laws : Guide laws are the gist of all the religions of the World. It will be worth saying that the laws are the collection of all the moral values of one's life. Scout/Guide laws are the only means which take a Scout/Guide in right direction.

(i) Left Hand Sleeve

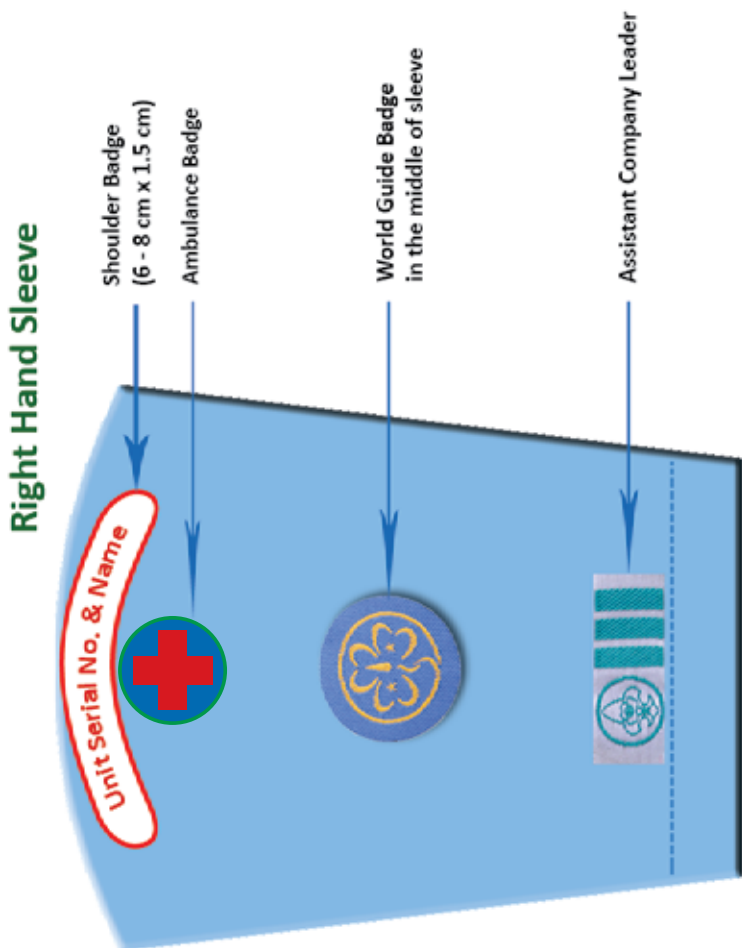
Left Hand Sleeve



Note:

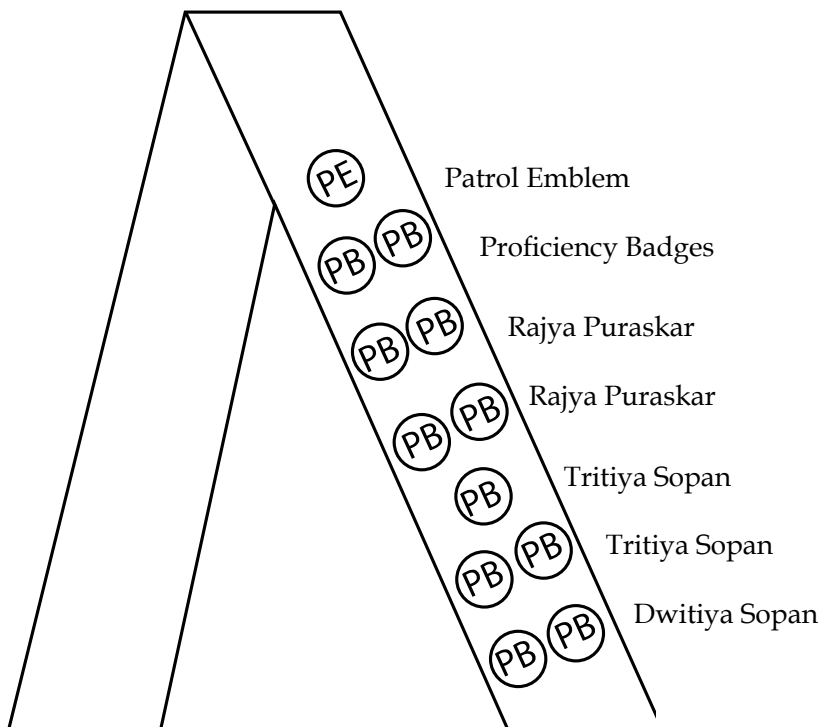
- A. Three Rashtrapati Proficiency Badges will be worn on the left sleeve.
- B. Armlets for Company Leader / Assistant Company Leader / Patrol Leader / Second will be worn over the cuff of left sleeve as mentioned in the book and explained in the diagram.

(ii) Right Hand Sleeve



Note:
Company Leader Badge or Assistant Company Leader Badge will be stitched above the cuff of Right Sleeve as mentioned in the book and explained in the diagram.

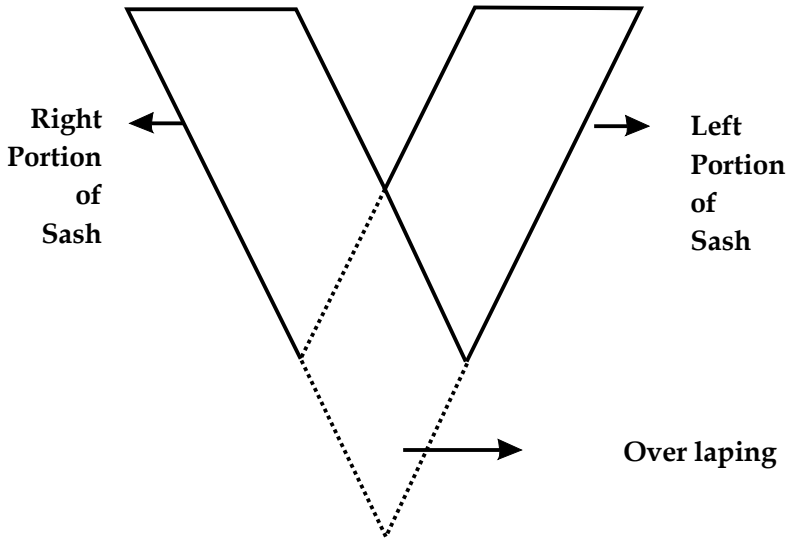
(iii) SASH



Note :

- a) The Proficiency Badges will be worn on the sash as per the diagram. The other Proficiency Badges earn by the Guide will also be worn in the similar manner.
- b) The Patrol emblem will be worn on the top of the sash.

(iv) SASH



Note :

- a) The right portion of the sash will overlap the left portion towards the end of the sash.
- b) Dotted (.....) portion of the sash (Three Sides) should be stitched as mentioned in the Diagram.

Flags



National Flag



Bharat Scouts & Guides Association Flag



World Scout Flag



World Guide Flag

Advancement Schemes of Cub & Bulbul



Advancement Schemes of Scout/Guide & Rover/Ranger





Messengers of Peace

I LIKE TO BE A
SCOUT
MESSENGER
OF PEACE

In our present world, we all have a role and the possibility to create a peaceful community to live in, a peaceful society for our family and a peaceful world to be brothers and sisters together.

Becoming a Messenger of Peace, it is a “personal journey”. Maybe you are not a Scout, but still you can share the message and create Peace for your community.



Messengers of Peace

Join us to share your peace journey.

Login to www.scout.org to post your service.

for details  mop@bsgindia.org




Free Being Me

Introduction

Free Being Me is an Innovative Educational Programme for young Boys and Girls of 5 to 18 years age created by WAGGGS in partnership with Dove Self Esteem Programme Project. This programme is based on the latest research into how to increase young people's body confidence & self esteem through fun and non formal activities.

In last 10 years more than 100 countries around the world are working with this Educational Programme. 2014 onwards the Bharat Scouts and Guides is a part of this Educational Programme.

for details  freebeingme@bsgindia.org

Free
being me



WHY FREE BEING ME?

Low body confidence stops children and young people from:

- Developing skills in activities they would enjoy
- Voicing their opinions.
- Taking risks.