

# BOOKLET FOR BEGINNERS COURSE



## THE BHARAT SCOUTS AND GUIDES NATIONAL HEADQUARTERS

Lakshmi Mazumdar Bhawan  
16, Mahatma Gandhi Marg,  
I.P. Estate, New Delhi-110002

Tel. No. 011-23370724, 23378667

Fax. +91-11-23370126

E-mail : [info@bsgindia.org](mailto:info@bsgindia.org)

website : [www.bsgindia.org](http://www.bsgindia.org)

## **BOOKLET FOR BEGINNERS COURSE**

© The Bharat Scouts and Guides,  
All rights reserved

### **Compiled by :**

- \* Mr. R. K. Kaushik,  
**Director**
- \* Mr. Krishnaswamy. R.,  
**Executive Director**
- \* Mr. M. S. Qureshi,  
**Jt. Director (NTC)**
- \* Mr. Arup Sarkar,  
**I/C Dy. Dir. of Scouts (Project)**

### **First Edition :**

**Published by :** **Director,**  
**The Bharat Scouts and Guides**  
National Headquarters,  
Lakshmi Mazumdar Bhawan,  
16, M.G. Marg, I. P. Estate,  
New Delhi-110002

**Price :** **Rs. 25/-**

**Printed by :** **Deeya Media Art,** D-41/A, Laxmi Nagar,  
Vikas Marg, Delhi-110092

**Resources :** 1. APRO(II) & (III)  
2. Trainers Hand Book  
3. [www.scout.org](http://www.scout.org)





## FOREWORD

Greetings to all my Leaders/Trainers !!

It is a proud privilege for me to introduce to you this Booklet for the "Beginners Course". We have young Adults, who for some reason or another are unable to do the Basic Course, inspite of wanting to do so, thereby, depriving themselves and so many young children from joining this great Worldwide Movement of the Bharat Scouts and Guides.

Therefore, this is an initiative taken to encourage, motivate and facilitate young Adults to join the Movement to start and run their own Units after only four hours course.

Scouting and Guiding is a Movement to contribute to the development of young people in achieving their full physical, intellectual, emotional, social and spiritual aspects as individuals, and as responsible citizens. You, as an Adult can contribute to this. In the words of our Founder, "you make a living by what you get, but you make a life by what you give". So, let us come together and do our best to give and contribute to the growth of this Movement, in the simplest way possible. I hope and pray that you come forward and join hands with us.

Best of Luck .

Dr. K.K. KHANDELWAL, IAS (RETD.)  
**CHIEF NATIONAL COMMISSIONER**

# INTRODUCTION

Scouting/ Guiding is a claim of every youth. It is the duty of adults to facilitate the romance of Scouting/ Guiding for young people. In order to achieve the growth of The Bharat Scouts and Guides, there is a need for Unit Leaders. But the Leaders are unable to run the units for the simple reason that they have not undergone Basic Course, thereby, thousands of young people are in a queue to enjoy the Scouting/ Guiding. This booklet is a route map to help the adults to start and run a unit. Immediately after attending this four hrs. course, they are permitted to start and run the unit.

Scouting/ Guiding is a noble organisation. God has selected you and given a chance to serve the young people. Every man or woman is born like a prince or princess and gradually he/ she becomes a frog in a well. They want to be in Scouting/ Guiding. It is our responsibility to make them scout/ guide.

Let us join hands together to convert our dream into reality.

**PUBLISHER**



**Lord Robert Stephenson  
Smyth Baden-Powell**  
(22.02.1857 - 08.01.1941)

**Olave St Clair Baden-Powell**  
(22.02.1889 - 25.06.1977)

## Membership Badge

**Cub/Bulbul**



**Scout/Guide**



**Rover/Ranger**



To order Scouts/ Guides materials through online



**[www.scoutshopindia.in](http://www.scoutshopindia.in)**

The Bharat Scouts and Guides,  
National Headquarters

or email us **[supply@bsgindia.org](mailto:supply@bsgindia.org)**





1.	RUNNING THE COURSE	01
2.	THE STORY OF SCOUTING/ GUIDING	02
3.	WHAT IS SCOUTING/ GUIDING	07
4.	DIFFERENT SECTIONS OF THE ORGANISATION	09
5.	THE PROMISE AND LAW	10
6.	MOTTO, SIGN, SALUTE AND LEFT HAND SHAKE	12
7.	ORGANISATIONAL STRUCTURE	14
8.	HOW TO START AND REGISTER UNIT & CONDUCT OF UNIT MEETINGS	16
9.	ADVANCEMENT OF UNIT LEADERS	22
10.	MISCELLANEOUS	23

# RUNNING THE COURSE

## SUGGESTED PROGRAMME FOR BEGINNERS COURSE

08.30	Reporting and Registration
09.30	Integration Session and course objectives
10.00	The Story of Scouting/ Guiding
10.20	What is Scouting/ Guiding
10.50	Different Sections of the organisation
11.10	Promise and Law
11.30	Motto, Sign, Salute and Left Hand Shake (Practical)
11.50	Organisational Structure
12.10	How to start and register Unit & conduct of Unit Meetings
12.40	Advancement of Unit Leaders
12.55	Final talk and closing

### Objective of the Course:

By the end of the course, participants will be able to:

1. Understand the concept of Scouting/ Guiding
2. Recognize the need of Scouting/ Guiding in present society
3. Start and run a new unit and get the unit registered with the district.

### Who can conduct:

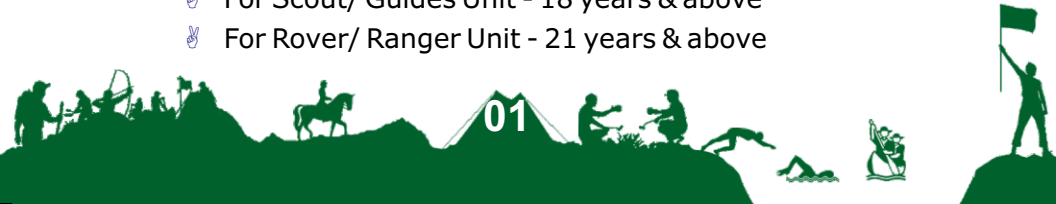
HWB/ ALT/ LT. of any section in case of non-availability of HWB holder's, Senior Advanced Trained Unit Leader may conduct the course.

### Who can authorize:

District Training Commissioner concerned.

### Who can attend:

- 👉 For Cub/ Bulbul Unit- 18 years & above
- 👉 For Scout/ Guides Unit - 18 years & above
- 👉 For Rover/ Ranger Unit - 21 years & above




## THE STORY OF SCOUTING/GUIDING

## Early Beginnings:

All this began with 20 boys and an experimental camp in 1907. It was held during the first nine days of August in 1907 at Brown sea Island, near Poole in Dorset, England. The camp was a great success and proved to its organiser, Robert Baden-Powell that his training and methods appealed to young people and really worked. In January 1908, Baden-Powell published the first edition of "Scouting for Boys". It was an immediate success and has since sold over 100 million copies, making it one of the bestselling books of all time. Baden-Powell had only intended to provide a method of training boys, something that existing youth organisations such as



BP's own sketch of the experimental camp at Brownsea Island, (off Dorset, England) August 1907.



the Boys' Brigade and YMCA could adopt. To his surprise, youngsters started to organise themselves into what was to become one of the largest voluntary youth movements in the world.

## Expansion of the Movement:

The success of "Scouting for Boys" produced a Movement that quickly – automatically it seemed – adopted the name



of The Boy Scouts. By 1909 "Scouting for Boys" had been translated into five languages, and a Scout rally in London attracted more than 11,000 Scouts. As a result of Baden-Powell taking a



holiday in South America, Chile was one of the first countries outside Britain to begin Scouting. In 1910 he visited Canada and the United States where it had already started. The coming of World War I in 1914 could have brought about the collapse of the Movement, but the training provided through the patrol system proved its worth. Patrol leaders took over when adult leaders volunteered for active service. Scouts contributed to the war effort in England in many ways; most notable perhaps were the Sea Scouts who took the place of regular coast-guardsmen, freeing them for service. The first World Scout Jamboree took place in 1920 at Olympia in London with 8,000 participants, and proved that young people from different nations could come together to share common interests and ideals.

### **The Early Scout Programme:**

Scouting began as a programme for boys 11 to 18 years of age. Yet almost immediately others also



wanted to participate. The Girl Guides programme was started in 1910 by Baden-Powell who designated his sister Agnes to manage it. In 1915 Robert Baden-



Powell became Chairman of the Girl Guides Association, and his wife Olave, whom he married in 1912, became the new Chief Guide. A Wolf Cub section was formed in 1916 for younger boys. It used Rudyard Kipling's "Jungle Book", to provide an imaginative symbolic framework for activities. For older boys, a Rover Scout

## The World Wars:

Between the two world wars Scouting continued to flourish in all parts of the world - except in totalitarian countries where it was banned. Scouting is voluntary and based on democratic principles. During World War II, Scouts undertook many service tasks – messengers, firewatchers, stretcher-bearers, salvage collectors and so on.

## The '60s, '70s and '80s:

Many countries gained their independence during these years. Scouting in developing countries gradually evolved to be a youth programme which was designed by Scout leaders in each country to better meet the needs of their communities. Scouts, particularly in developing countries, became



more involved with issues such as child health, low-cost housing, literacy, food production and agriculture, job skills training, etc. Drug abuse prevention, life skills training, integration of the handicapped, environmental conservation and education, and peace education became issues of concern to Scouts around the world.



### **Post Communistic Era:**

By the 1990s Scouting had been reborn in every country where it existed prior to World War II, and it started throughout the newly independent countries of the Commonwealth of Independent States (formerly the USSR).

### **100 years and beyond:**

In 2007 the Movement celebrated its centenary - 100 years of Scouting and in 2010 as 100 years of Guiding. What started as a small camp on Brown sea Island is today a growing Movement with members in nearly every country in the world. Through its unique combination of adventure, education and fun,



Scouting manages to continuously renew and adapt itself to a changing world and the different needs and interests of young people across the globe. In doing so it





continues to be an inspiration for young people to become active local and global citizens, helping them in creating a better world. There are more than 40 million Scouts, young people and adults, male and female, in over 200 countries and territories registered with World Organisation of Scout Movement (WOSM) and 10 million Guides, young people and adults, female in 150 countries and territories registered with World Association of Girl Guides and Girl Scouts (WAGGGS). Some 500 million people have been Scouts/Guides, including prominent people in every field.

### **Scouting/ Guiding in India:**

Scouting started in India in the year 1909. On 7th November, 1950, the Boy Scout Association in India and the Hindustan Scout Association merged under the name of The Bharat Scouts and Guides. The Girl Guide Association formally joined the The Bharat Scouts and Guides on 15th August, 1951. The Bharat Scouts and Guides is a registered society under Societies Registration Act 1860. It is totally voluntary, non-political and secular organisation.



Dr. Rajendra Prasad and Maulana Abul Kalam Azad, Education Minister with Director World Guide Bureau and Director, World Scout Bureau and Dr. H. N. Kunzru, National Commissioner - 1954



06



# WHAT IS SCOUTING/ GUIDING

## SCOUTING-THE WORLD'S LEADING EDUCATIONAL YOUTH MOVEMENT

### SCOUTING/ GUIDING IS-

- ✌ EDUCATION FOR LIFE
- ✌ A GAME
- ✌ A PLAN
- ✌ A FUN WITH PURPOSE
- ✌ A METHOD
- ✌ A SCIENCE OF OUTING
- ✌ A PROGRAMME
- ✌ A MOVEMENT FOR YOUTH
- ✌ INTERNATIONAL
- ✌ GROWING
- ✌ OPEN FOR ALL
- ✌ VOLUNTARY
- ✌ NON-POLITICAL
- ✌ NON-GOVERNMENTAL
- ✌ ADVENTURE
- ✌ An opportunity for Adults.



**WE ACHIEVE-** YOUTH EMPOWERMENT

**WE CREATE -** ACTIVE CITIZENS

**WE CULTIVATE-** LIFELONG VALUES AND SKILLS

**WE ENGAGE-** IN PEACE EDUCATION



## FOUR PILLARS OF SCOUTING/GUIDING

- Character and Intelligence
- Health and Strength
- Handicrafts and Skills
- Service



## SCOUTS / GUIDES MAKES A BETTER WORLD



08





## DIFFERENT SECTIONS OF THE ORGANISATION

### DIFFERENT SECTIONS OF THE ORGANISATION

#### The Sections of Scout wing and the Units are:

##### 1. Bunny - 3+ to 5 years

Bunny Tamtola – Bunny Aunty  
– not more than 20 bunnies

##### 1. Cub - 5+ to 10 Years

Cub Pack – Cub Master – 12 to 24 Cubs

##### 2. Scout -10+ to 17 years

Scout Troop– Scout Master – 12 to 32 Scouts.

##### 3. Rover - 15+ to 25 years

Rover Crew–Rover Scout Leader–06 to 24 Rovers

#### Sections of Guide wing and the Units are :

##### 1. Bunny - 3+ to 5 years

Bunny Tamtola – Bunny Aunty  
– not more than 20 bunnies

##### 1. Bulbul - 5+ to 10 years

Bulbul Flock – Flock Leader – 12 to 24 Bulbuls

##### 2. Guide - 10+ to 17 years

Guide Company–Guide Captain–12 to 32 Guides.

##### 3. Ranger - 15+ to 25 years

Ranger Team – Ranger Leader – 06 to 24 Rangers



ROVER	SCOUT	CUB	BULBUL
SCOUT WING		GUIDE WING	

# THE PROMISE AND LAW

## THE PROMISE

### (a) Promise for the Scout and Rover is :

मैं-मर्यादापूर्वक प्रतिज्ञा करता हूँ कि मैं-यथाशक्ति ईश्वर और  
अपने देश के प्रति अपने कर्तव्य का पालन करूंगा।

On my honour, I promise that, I will do my best  
To do my duty to God and my country,  
दूसरों की सहायता करूंगा, और  
To help other people and  
स्काउट नियम का पालन करूंगा।  
To obey the Scout Law.

### (b) The Promise for the Guide and Ranger is

Same as above with a change of "Guide Law".

### (c) The Promise for the Cub is:

मैं-प्रतिज्ञा करता हूँ कि मैं-

I promise to do my best  
ईश्वर और अपने देश के प्रति अपने कर्तव्य का पालन करूंगा  
To do my duty to God and my country  
कब नियम का पालन करूंगा।  
To keep the Cub Law and  
तथा प्रतिदिन भलाई का एक कार्य करूँगा।  
To do a Good turn every day.

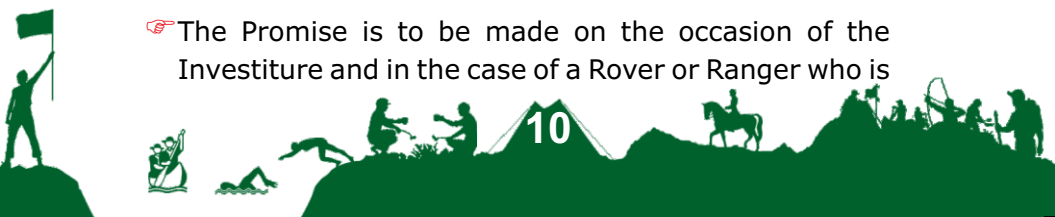
### (d) The Promise for the Bulbul is:

Same as above with a change of "Bulbul Law".

### Note :

☞ The word 'Dharma' may be substituted for the word 'God' if so desired.

☞ The Promise is to be made on the occasion of the Investiture and in the case of a Rover or Ranger who is



already a Scout or Guide, the Promise is to be reaffirmed.

### The Law :

- (1) स्काउट विश्वसनीय होता है।  
A Scout is trustworthy.
- (2) स्काउट वफादार होता है।  
A Scout is Loyal.
- (3) स्काउट सबका मित्र एवं प्रत्येक दूसरे स्काउट का भाई होता है।  
A Scout is a friend to all and a brother to every other Scout.
- (4) स्काउट विनम्र होता है।  
A Scout is courteous.
- (5) स्काउट पशु-पक्षियों का मित्र और प्रकृति-प्रेमी होता है।  
A Scout is a friend to animals and loves nature.
- (6) स्काउट अनुशासनशील होता है और सार्वजनिक सम्पत्ति की रक्षा करने में सहायता करता है।  
A Scout is disciplined and helps protect public property.
- (7) स्काउट साहसी होता है।  
A Scout is courageous.
- (8) स्काउट मितव्ययी होता है।  
A Scout is thrifty.
- (9) स्काउट मन, वचन और कर्म से शुद्ध होता है।  
A Scout is pure in thought, word and deed.

The Law for the Guide and Ranger is the same as above replacing the word "Guide" in place of the word "Scout".

### The Law for the Cub is :

- (i) The Cub is obedient.  
कब आज्ञाकारी होता है।
- (ii) The Cub is clean and polite.  
कब स्वच्छ और विनम्र होता है।





# MOTTO, SIGN, SALUTE AND LEFT HAND SHAKE

## MOTTO

SECTIONS	MOTTO
Bunny	KEEP SMILING
Cub/ Bulbul	DO YOUR BEST
Scout/ Guide	BE PREPARED
Rover/ Ranger	SERVICE

## Sign:

The sign identifies you as a Scout/ Guide anywhere in the world. The sign is given at the time of investiture and at the time of renewal of the Scout/ Guide Promise.

The Scout/ Guide Sign is given by raising the right hand, in level with the shoulder, palm to front with three fingers stretched together and thumb closing on the little finger.



## Salute:

Salute is an expression of mutual esteem and good-will. It is a mark of respect and good manners. It is the privilege of the one who sees first to salute first. Salute is given by raising the right arm smartly to the level of the shoulder, palm to



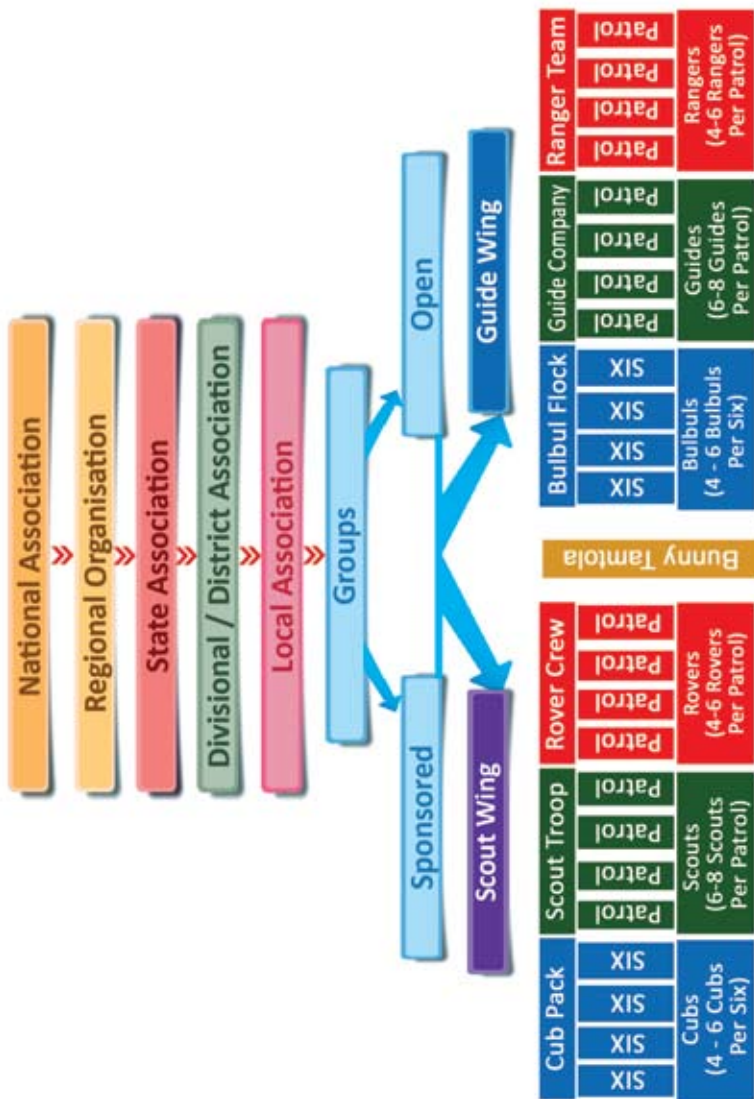
the front with the three fingers stretched together, the first touching the forehead one inch above the right eyebrow and the thumb closing on the little finger and after that the arm, cutting to the front is quickly and smartly brought down curling the fingers. Etiquette is to allow the other person to take the salute before bringing down the arm.

### **Left-Hand Shake:**

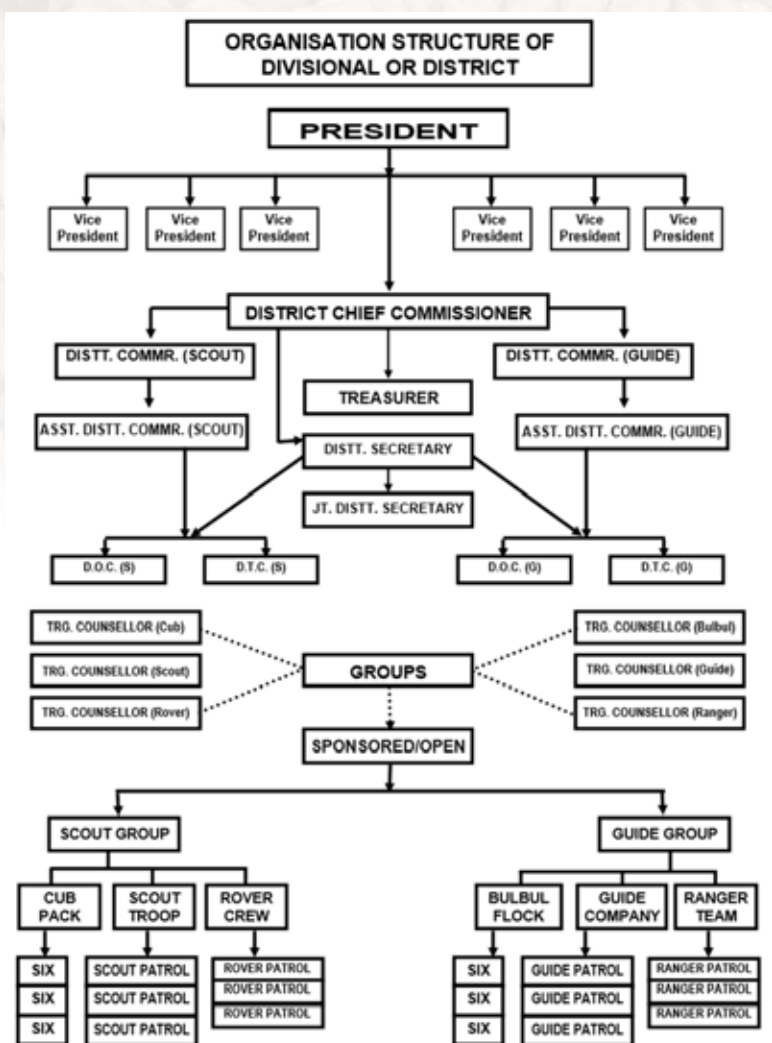
Left-Hand Shake greetings with a smile; shaking hands with left and saluting with the right is a speciality of the movement. Founder conceived left hand shake as a form of greeting the members of the movement. The idea originated from an incident in his military career in South Africa. When Col. Baden-Powell entered the capital city of the Ashanti tribe in 1896, he was received by one of the chiefs, who while greeting him formally extended his left hand. B.P. held out his right hand in return. But the chief said "No, in my country, the bravest of the brave shakes with left hand."



# ORGANISATIONAL STRUCTURE







# HOW TO START AND REGISTER UNIT & CONDUCT OF UNIT MEETINGS

## HOW TO START A UNIT

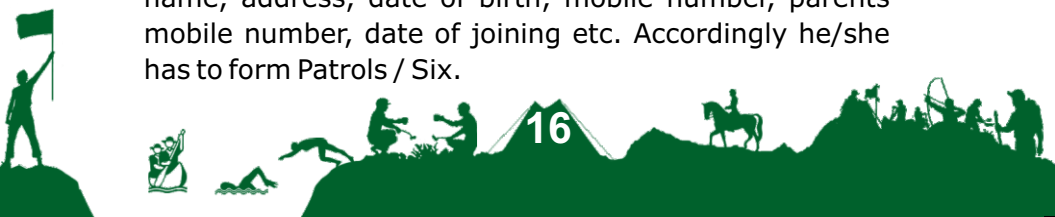
**How to Start :** After completion of Beginners Course, it is time to start and run, also register a Unit with Local Association / District Association as the case may be. In order to start the unit, a request may be made to the Head of the Institution giving details of Scouting/Guiding and invite the candidates who are willing to join Scouting/Guiding.

**Notice Board :** A notice is to be placed on the notice board of the institution with Unit Leaders name, age, address and mobile number. In this regard, the students who are interested may be asked for permission from the Parents. In the notice, particular date and time is to be mentioned for assembly.

**Motivation Talk :** Unit Leader may also be asked to give a motivational talk in the respective classes of school. He may also add some of the stories from Scouting for Boys.

**Equipment Shop :** The Unit Leader who has already undergone the Beginners course may enquire, from the equipment shop at the District level for the purchase of flag and other materials and literature. He/She is also to ensure that from where the material of uniform and badges can be purchased. Also know the correct way of stitching of Uniform so that he/she may guide the concerned tailor in order to get the uniform stitched for their unit.

**Unit Records :** A Unit Leader should also maintain a register containing all the details of Unit Members like name, address, date of birth, mobile number, parents mobile number, date of joining etc. Accordingly he/she has to form Patrols / Six.



**Application Form** : A specimen form is enclosed herewith in order to get the unit registered with Local / District Association and necessary charges may be paid to the Association and get the Warrant which is a Authority to run the Unit under the banner of concerned State Association.

**Pravesh Requirements** : Unit Leader should ensure that the requirements for Pravesh badge should be completed by the Unit members before awarding them the Pravesh Badge. It is also ensured that unit meeting is to be conducted periodically and the method of teaching will be on the basis of their respective section. In the beginning month, Unit Leader has to motivate them in such a way that the members of the unit should be anxious to attend the next meeting. Gradually the Unit Leaders should go through the activities according to the APRO . It is advisable that at the time of investiture, if the parents are invited, the ceremony will be full of sanctity.

**FEE:** Every group has to pay Affiliation Fee (for unit) and Individual Registration Fee(IRF) to District Association as may be fixed by the State Association.



## CONDUCT UNIT MEETING

### MODEL FLOCK MEETING (60 Min.) FOR BULBULS

Assembly and Bulbul Ring	5 Minutes
Six Song, Prayer, Bulbul Greetings	10 Minutes
Action Song	5 Minutes
Know how to keep personal effects(Clothes, footwear etc.) neat and tidy and be able to sew buttons on garments	20 Minutes
Do knee bending and toe touching exercises	
Game (Hide and Seek)	5 Minutes
Practical work with Six(Reef knot, Clove Hitch)	10 Minutes
Final Announcement and Closing	5 Minutes

-----  
**60 Minutes**  
-----

### MODEL COMPANY MEETING (75 Min.) FOR GUIDES

Assembly – Prayer and Flag	05 Minutes
Active Game	10 Minutes
Practices – (Company formation)	10 Minutes
Relay Races (Inter-Patrol Competitions)	10 Minutes
Badge work in Patrol Corner	15 Minutes
Guiders' Yarn (a part of Law)	10 Minutes
Team Games	10 Minutes
Assembly, Announcements & Closing	05 Minutes

-----  
**75 Minutes**  
-----





## MODEL TEAM MEETING (105 Min.) FOR RANGERS

- 5.00 Opening Ceremonies – Prayer, Flag, announcements and a Group Game (R.L.)
- 5.10 Mate on duty conducts Proceedings, Reading of the Log of the Previous Meeting (Scribe)
- 5.13 Treasurer collects Fees.
- 5.15 Team Business; This is held under the Chairmanship of the Duty Mate. Items for consideration can be.
- Any business arising out of the Log read by the Scribe.
  - Financial Report by the Treasurer.
  - If any Committee had been set up for a particular purpose, Chairman of the Committee report the Progress.
  - Sponsors can give glaring successes achieved by Aspirants Attached to them.
- 5.25 Recreation – a ripping action Song.
- 5.30 Team Quest (Collective Training) can be an expert's Training in Advanced First-Aid.
- 6.00 Partner contests.
- 6.05 Individual Quest – either working, with the sponsors and reporting to the Team – the findings/ progress of the Project.
- 6.30 Recreation.
- 6.35 R.L's Yarn.
- 6.40 Closing Ceremony, announcements etc.
- 6.45 Break-off.



## MODEL PACK MEETING (60 Min.) FOR CUBS

Assembly – Inspection	05 Min.
Cub Greeting – Prayer – Flag	05 Min.
Inter-Six-Relay	05 Min.
Play acting by Sixes – 10 Min. For preparation and 10 Min. For presentation	20 Min.
Practical work with Six(Reef knot, Clove Hitch)	10 Min.
Game (Hide and Seek)	05 Min.
Home Going Inspection	05 Min.
Cub Greeting – Flag lowering	05 Min.
	-----
	60 Min.
	-----

## MODEL TROOP MEETING (75 Min.) FOR SCOUTS

Assembly, Prayer, Flag etc.	05 Min.
Active Games	10 Min.
Instruction (eg. Knotting)	
Knotting Practices in Patrol Corners	15 Min.
Inter-Patrol Competitions (to do with The above practice)	10 Min.
Quiet Games	10 Min.
Badge work in Patrol Corner	15 Min.
Action Song	05 Min.
Closing formalities	05 Min.
	-----
	75 Min.
	-----



## MODEL CREW MEETING (105 Min.) FOR ROVERS

- 5.00 Opening Ceremonies – Prayer, Flag, announcements and a Group Game (R.S.L.)
- 5.10 Mate on duty conducts Proceedings, Reading of the Log of the Previous Meeting (Scribe)
- 5.13 Treasurer collects Fees.
- 5.15 Team Business; This is held under the Chairmanship of the Duty Mate. Items for consideration can be.
- Any business arising out of the Log read by the Scribe.
  - Financial Report by the Treasurer.
  - If any Committee had been set up for a particular purpose, Chairman of the Committee report the Progress.
  - Sponsors can give glaring successes achieved by Aspirants Attached to them.
- 5.25 Recreation – a ripping action Song.
- 5.30 Team Quest (Collective Training) can be an expert's Training in First-Aid.
- 6.00 Partner contests.
- 6.05 Individual Quest – either working, with the sponsors and reporting to the Team –the findings/progress of the Project.
- 6.30 Recreation.
- 6.35 R.S.L's Yarn.
- 6.40 Closing Ceremony, announcements etc.
- 6.45 Break-off.



# ADVANCEMENT OF UNIT LEADERS

## Himalaya Wood Badge Course

7 Days residential Course

### Training Study

- Self Training
- Personal Support
- Informal Training

12 Months

## Advanced Course

7 Days residential Course

6 Months

## Basic Course

7 Days residential Course





## MISCELLANEOUS

### PRAYER

Daya Kar Dhan Bhakti Ka Hamen Parmatma Dena,  
Daya Kar naa Hamari atma Men Shudhata Dena.

Hamare Dhyam Mein Aoo Prabhu Ankho Mein Bas Jao,  
Andhere Dil Mein Aa Kar Ke Param Jyothi Jaga Denaa .

Baha do Prem Ki Ganga Dilo Mein Prem Ka Sagar,  
Hame Apas Mein Mil Jhul Kar Prabhu Rehna Sikha Dena.

Hamara Karm Ho Seva Hamara Dharm Ho Seva,  
Sada Emaan Ho Seva Va Sevak Char Bana Dena .

VatanKe Vaste Jeena Vatan Ke Vaste Marna,  
Vatan Par Jaa Fidha Karna Prabhu Humko Sikha Dena

दया कर दान भक्ति का, हमें परमात्मा देना ।  
दया करना हमारी आत्मा में शुद्धता देना ।

हमारे ध्यान में आओ प्रभु आँखों में बस जाओ ।  
अंधेरे दिल में आकर के परम ज्योति जगा देना ।

बहा दो प्रेम की गंगा दिलों में प्रेम का सागर ।  
हमें आपस में मिलजुल कर प्रभु रहना सिखा देना ।

हमारा कर्म हो सेवा हमारा धर्म हो सेवा ।  
सदा ईमान हो सेवा व सेवक चर बना देना ।

वतन के वास्ते जीना वतन के वास्ते मरना ।  
वतन पर जाँ फिदा करना प्रभु हमको सिखा देना ।

दया कर दान भक्ति का, हमें परमात्मा देना ।  
दया करना हमारी आत्मा में शुद्धता देना ।

youtube link: [https://youtu.be/ohRshnLsn\\_U](https://youtu.be/ohRshnLsn_U)



## FLAG SONG

Bharat Scout Guide Jhanda  
Uncha Sada Rahega,  
Uncha Sada Rahega Jhanda  
Uncha Sada Rahega.  
Neela Rang Gagan Sa Vistrit  
Bhratru Bhav Phylata,  
Tridal kamal Nit tin Pratigyaon Ki Yad dilata  
Aur Chakr Kehta Hei Prathipal  
Age Kadam Badega.  
Uncha Sada Rahega Jhanda  
Uncha Sada Rahega

भारत स्काउट गाइड झण्डा ऊँचा सदा रहेगा ।

ऊँचा सदा रहेगा झण्डा ऊँचा सदा रहेगा ।

नीला रंग गगन सा विस्तृत भ्रातृ भाव फैलाता ।

त्रिदल कमल नित तीन प्रतिज्ञाओं की याद दिलाता ।

और चक्र कहता है प्रतिपल आगे कदम बढ़ेगा ।

ऊँचा सदा रहेगा झण्डा ऊँचा सदा रहेगा ।

भारत स्काउट स्काउट गाइड झण्डा ऊँचा सदा रहेगा ।

Youtube link: <https://youtu.be/U1X1jK43M3w>



# OUR FUNDAMENTALS

## Definition

***"The Bharat Scouts and Guides is a voluntary, non-political, educational Movement for young people, open to all without distinction of origin, race or creed, in accordance with the purpose, principles and methods conceived by the founder Lord Baden-Powell in 1907."***

(The voluntary character of Scouting/Guiding emphasises the fact that members adhere to it by their own free will and because they accept the fundamentals of the Movement.)



## Purpose

The purpose of the Movement is to contribute to the development of young people in achieving their full physical, intellectual, emotional, social and spiritual potentials as individuals, as responsible citizens and as members of the local, National and International communities.

It is also important to point out that the concept of responsible citizenship, which is one of the fundamental goals of Scouting/Guiding, must be understood in a broad context.

Thus, a person is, first and foremost, an individual. This individual is integrated into her community, which is part of a wider political structure (district, province,



state, etc.,) the total expression of which is the sovereign state or country. A responsible citizen must be aware of her rights and obligations in relation to the various communities to which she belongs.

## Principles



The principles are the fundamental laws and beliefs which must be observed when achieving the purpose. They represent a code of conduct which characterises all members of the Movement.

Scouting/Guiding is based upon three broad principles which represent its fundamental laws and beliefs.

They are referred to as:

"Duty to God",

"Duty to others" and

"Duty to self".


**Duty to God:** Adherence to spiritual principles, loyalty to the religion that expresses them and acceptance of the duties resulting there from.

**Duty to Others:** Loyalty to one's country in harmony of local, National and International peace, understanding, and co-operation.



This amounts to participation in the development of society with recognition and respect for the dignity of one's fellowmen and for the integrity of the natural world.

Our patriotism should be of the wider, nobler kind which recognises justice and reasonableness in the claims of others and which leads our country into comradeship with the other nations of the world.





The first step to this end is to develop peace and goodwill within our own borders, by training our youth of both sexes to its practice as their habit of life; so that the jealousies of town against town, class against class and sect against sect no longer exist; and then to extend this good feeling beyond our frontiers towards our neighbours....”

**Duty to Self:** Responsibility for the development of oneself.

A person should assume responsibility for the development of her own capacities. This is fully in harmony with the educational purpose of the Scout Movement, whose aim is to assist the young person in the full development of potentials - a process which has been called the “unfolding” of the personality. In this respect, the role of the Promise and Law is a fundamental one.

## The Method

The Guide Method is a system of progressive self-education through:

- Promise and Law
- Learning by Doing
- Membership of small groups under adult leadership involving progressive discovery and acceptance of responsibility and training towards self-government directed towards the development of character, and the acquisition of competence, self-reliance, dependability and capacities to co-operate and to lead.
- Progressive and stimulating programmes of various activities based on the interests of the participants including games, useful skills and services to the community taking place largely in an outdoor setting in contact with nature.





**CUB SALUTE**



**BULBUL SALUTE**



**SCOUT SALUTE**



**GUIDE SALUTE**




**ROVER SALUTE**



**RANGER SALUTE**

# COMPLETE CUB UNIFORM



# COMPLETE BULBUL UNIFORM





# COMPLETE SCOUT UNIFORM



# COMPLETE GUIDE UNIFORM



SCARF

WOGGLE

SHOULDER BADGE

PATROL EMBLEM

MEMBERSHIP BADGE

BSG STRIPE

WORLD GUIDE BADGE

SASH

PROFICIENCY BADGE

BELT

OVERALL

SOCKS

FOOTWEAR

# COMPLETE ROVER UNIFORM



# COMPLETE RANGER UNIFORM

